

CHILDREN'S ESL CURRICULUM LEARNING ENGLISH WITH LAUGHTER

Student Book 4B A Dangerous Encounter
Second Edition in Color



Daisy A. Stocker B.Ed., M.Ed.
George A. Stocker D.D.S.

CHILDREN'S ESL CURRICULUM LEARNING ENGLISH WITH LAUGHTER

Practice Book 4B A Dangerous Encounter
Second Edition in Color



Daisy A. Stocker B.Ed., M.Ed.
George A. Stocker D.D.S.

CHILDREN'S ESL CURRICULUM LEARNING ENGLISH WITH LAUGHTER

Teacher's Guide A Dangerous Encounter
Second Edition in Color



Daisy A. Stocker B.Ed., M.Ed.
George A. Stocker D.D.S.

CHILDREN'S ESL CURRICULUM:

LEARNING ENGLISH WITH LAUGHTER

STUDENT BOOK 4B:

A DANGEROUS ENCOUNTER

Second Edition in Color

An Interactive Ready to Use Approach to Teaching English to Children

A Dangerous Encounter Includes a Student Book, Practice Book, Teacher's Guide with a Final Test, and Answers to Student Book and Test Questions.

The Children Will Listen, Repeat, Learn Sound-Symbol Relationships, Nouns, Verbs, Participate in Role-play Activities, Experience Paragraph Reading, Choose and Copy Phrases to Write Sentence Answers to Questions.

*George and Daisy Stocker
Learning English with Laughter Ltd.
Victoria, B.C. Canada*

V8X 3B6

E-mail: info@successfulesl.com

CHILDREN'S ESL CURRICULUM:

Learning English with Laughter Ltd. publication © Copyright 2002 by George and Daisy Stocker.
ALL RIGHTS RESERVED.

Printing and or photocopying for sale is prohibited.

Learning English with Laughter Ltd. makes every attempt to present the English language in a form appropriate to the linguistic changes occurring in English around the world. Learning English with Laughter Ltd. makes no representation or warranty, either expressed or implied as to the accuracy, timeliness, or completeness of the content contained in this book. Learning English with Laughter Ltd. makes no representation or warranties of any kind, expressed or implied, about the completeness, accuracy, reliability, suitability or availability with respect to the information contained in this document for any purpose. Any reliance you place on such information is therefore strictly at your own risk.

The authors shall not be liable for any loss incurred as a consequence of the use and application, directly or indirectly, of any information presented in this work. Sold with the understanding, the authors are not engaged in rendering professional services or advice. If advice or expert assistance is required, the services of a competent professional should be sought.

The company, product and service names used in this web site are for identification purposes only. All trademarks and registered trademarks are the property of their respective owners. . Learning English with Laughter Ltd. is not affiliated with any educational institution.

ISBN-13: 978-1502438713

ISBN-10: 1502438712

Published by:

Learning English with Laughter Ltd.

10 – 1030 Hulford Street

Victoria, B.C. Canada V8X 3B6

Visit us on the Web at:

ESL Curriculum: <http://www.successfulesl.ca>

Successful ESL: <http://www.esl-curriculum.ca>

English for Chinese: <http://www.englishforchinese.ca>

Printed in the USA

Customization of your covers

You may be interested in the customization of your covers. (White Label Services)

This personalizes your textbooks and makes them a visible part of your school's curriculum.

For this service contact us at: info@successfulesl.com

Members of our team with professional degrees have combined years of teaching experience and editing to produce these teaching materials.

Team Members for this publication:

Editors:

Daisy A. Stocker B.Ed., M.Ed.

Dr. George A. Stocker D.D.S.

CHILDREN’S ESL CURRICULUM:

A “LEARNING ENGLISH WITH LAUGHTER” PUBLICATION

STUDENT BOOK 4B:

A DANGEROUS ENCOUNTER

Second Edition in Color

**Originally Copyrighted 2007
Second Edition Copyrighted 2014,
Learning English With Laughter Ltd.
10 – 1030 Hulford Street
Victoria, B.C. Canada V8X 3B6
website: <http://www.esl-curriculum.ca>**

**No part of this book may be reproduced for sale in any form or by any means
without permission in writing from Learning English with Laughter Ltd..**

**Learning English with Laughter Ltd.
Daisy A. Stocker B.Ed., M.Ed. and George Stocker D.D.S
1030 Hulford Street
Victoria, B.C., Canada, V8X 3B6
<http://www.esl-curriculum.ca>
e-mail: learning@efl-esl.com**



CHILDREN'S ESL CURRICULUM:

BOOK 4A: A DANGEROUS ENCOUNTER

STUDENT BOOK

This eighth book of our Children's ESL Curriculum continuous series has an interest level appropriate for children 9 to 12 years of age who are learning to understand, speak, read and write English as a second language. It has 14 lessons and 69 pages.

It is assumed that they will have been introduced to the alphabet, beginning consonant sounds, long and short vowel sounds and nouns. This book stresses the teaching of reading comprehension, oral language, vowel diphthongs and digraphs, verbs and writing basic sentences. It introduces a new vocabulary of about 190 words that is built upon the vocabulary in earlier books in the series. Role-plays are an important part of this book. Pictures are provided throughout to facilitate understanding. Reading skills are developed by providing word repetition, phonics, paragraphs and dialogues. If the students are new to this series, the activities available in Guide Book 4A will help them to build the necessary speaking and reading vocabulary. The crossword puzzles and Word Bingo games reinforce the material that has been introduced.

The basic teacher instructions are given in small boxes on each page. It is important that the teacher repeat each question and guide the children's sentence answers as appropriate for the group. In this way the children are learning basic sentence structure and grammar.

TEACHER'S GUIDE

The colorful games provided in this Guide motivate learning. The children will always want to play again. The games also provide essential listening and speaking activities that build vocabulary and sentence structure. They are a very important part of the program. Answers to Student Book and Test questions are provided.

PRACTICE BOOK

This book provides independent work for the children. The students will need a brief explanation of what they are to do and an opportunity to role-play the dialogues before starting the pages that accompany each lesson. These exercises reinforce the material taught in the Student Book.

Each student travels with the storybook characters and a classroom or an imaginary friend.

This encourages imaginative ideas and stimulates student interest. The activities include drawing, printing, reading, printing question answers, role-plays and drawing their understanding of a situation. At this level phrases or partial sentences are provided to ensure that the students print the sentence answers using the correct verb tense, spelling and word order. These are shown in boxes on the appropriate pages.

TEACHING PHILOSOPHY

This series is introducing English to children as a second language, where they are learning to understand, speak, read and write. As children view their world as a whole, rather than in parts, an integrated approach is used. The activities include grammar, phonics, listening, speaking through role-plays and printing complete sentences. Graphics are used extensively to promote understanding, and are integrated with the speaking, reading and writing activities.

Note: You are the teacher – do it your way!

We wish you success with your classes,
Daisy Stocker B.Ed. M.Ed. George Stocker D.D.S.
Learning English with Laughter Ltd.

CHILDREN'S ESL CURRICULUM:



A DANGEROUS ENCOUNTER



CONTENTS

Lesson 15	Planning a Day on Saturn	63
Lesson 16	Driving to the Cave	68
Lesson 17	Inside the Cave	73
Lesson 18	Animals Along the Path	78
Lesson 19	A Terrifying Creature!	83
Lesson 20	Escaping the Lightspoilors	88
Lesson 21	The Lightspoiler's Army	93
Lesson 22	Will They Get Help at the Mansion?	98
Lesson 23	The Man in the Mansion	103
Lesson 24	Trapped in the Mansion!	108
Lesson 25	The Light Machine	113
Lesson 26	The Lightwizard's Fast Action	118
Lesson 27	A Victory Celebration	123
Lesson 28	Return to Earth	128



CHILDREN'S ESL CURRICULUM:

A DANGEROUS ENCOUNTER

INDEX OF PHONICS AND GRAMMAR

Consonant Blends

Review –

spr, spl – 86, 95

shr, str – 90, 95



Nouns

common and proper nouns, pronouns – 67, 91

sentences – 111, 116

Verbs

Introduction – 72

3rd person singular - 76

plural conjugation - 82

sentences – 111

is, are – 121

was, were – 69

Vowels

long and Short Review – 70, 105, 125

Note: alphabet name = long vowel sound

Vowel digraphs and diphthongs

or, er, ir, ur, ar – 66

aw, all, al, au - 75

ow – 80, 95, 101

al, au - 85

ion, tion – 120

oa, ai, ee – 67

oo – 71, 85,

oy, oi - 100

ou – 115



Comparatives

size, strength, speed - 89

size, feelings - 96

distance, temperature 68

Punctuation

exclamation mark - 101

Silent “e” rule – 106, 110


Objectives – To Review: previous story setting, vocabulary, “r” digraphs, solar system
To Teach: reading, speaking, writing sentence answers, reading comprehension
 Have the students read the narrative. Explain that Spencer and Ruth live on Earth and have traveled to Saturn on a rocket. The students should point to each character and say his or her name. The first two pages introduce the story.
The students are to read from left to right when role-playing the dialogues.

PLANNING A DAY ON SATURN

Spencer and Ruth have arrived on Saturn at their Aunt Lucy and Uncle Abel’s house. They are glad to see their cousins Ivan and Sophie again.

Their Alien friends, Ned, Nell, Buzz and Click, who live on Saturn, brought them from Earth on a rocket. The family is planning Spencer and Ruth’s first day on the strange planet.

Ned Nell



Buzz Click

Aunt Lucy Uncle Abel



Ivan

Spencer

Sophie

Ruth

Have the children name the characters before they role-play the dialogue a number of times. They should change roles each time. They may need to refer to this page 63 for the names.
Ask: Would you want to meet a zap? Have you ever seen anything that flies like a zap?

What would you like to do today?

There are many interesting animals on Saturn. Would you like to see some of them?

Are they dangerous?

The zaps sometimes attack, but our jetbus is faster than they are.

(Thought bubble: A green, bird-like creature with propellers on its head and tail, flying.)

Ned, Nell, Click and Buzz are here.

Good morning everyone.

Are we late?

What are we going to do?

We were talking about seeing the animals.

The animals are awesome!

Have the children answer the questions in sentences. Explain that they are to use the phrases in the box at the bottom of the page to help them answer the questions. Also explain that "... " in a sentence in the box means there are words missing. They are to complete the sentence. If they are new to this series the whole class is to read and discuss the paragraphs about the solar system. Have them point to and name the planets.

1. Where would you want to go in a rocket?

2. What did the family decide to do?

3. Are the zaps dangerous?

4. What does Buzz think about the animals on Saturn?


5. Would you want to see a zap?

OUR SOLAR SYSTEM

The sun is the center of our solar system. It gives us light and heat.

There are nine planets that travel around the sun.

We live on Earth. It takes 365¼ days for Earth to travel around the sun.



I'd want to go to...	Yes, the zaps...
Buzz thinks the animals are...	They decided to see...
Yes, I'd want to see...	No, I wouldn't want to...

“r” digraph review: The vocabulary needed for these pictures has been introduced in the previous books. Have the children point to and say the picture names – **kangaroo, tiger, Saturn, computer, alligator, thirsty** (stress these words), **thirteen, spider, car, star, shirt, store.** They are to draw lines from the sentences to the corresponding pictures.



I hear the “or”
sound.



I hear the
“er, ir, ur” sound.

13

I hear the
“ar” sound.



Review of common nouns, proper nouns and pronouns. The students are to print the nouns in the boxes on the grammar train, according to whether they are common nouns, proper nouns or pronouns.



Help to load the train!

Print these nouns onto the boxes of the correct train car.

dog
Sophie
animal
you

Earth
they
computer
rocket

she
Saturn
it
Spencer

train
I
Ruth

Review of “oa” “ai” and “ee”. Ask the students to print the correct name under each picture.



g _ _ t



qu _ _ n



m _ _ d



str _ _ t



l _ _ f



d _ _ r

CHILDREN'S ESL CURRICULUM:

LEARNING ENGLISH WITH LAUGHTER

PRACTICE BOOK 4B:

A DANGEROUS ENCOUNTER

Second Edition in Color

An Interactive Ready to Use Approach to Teaching English to Children

A Dangerous Encounter Includes a Student Book, Practice Book, Teacher's Guide with a Final Test, and Answers to Student Book and Test Questions.

The Children Will Listen, Travel with the Storybook Characters, Participate in Role-play Activities, Experience Paragraph Reading, Draw Following Specific Instructions, Choose and Copy phrases to Write Sentence Answers to Questions.

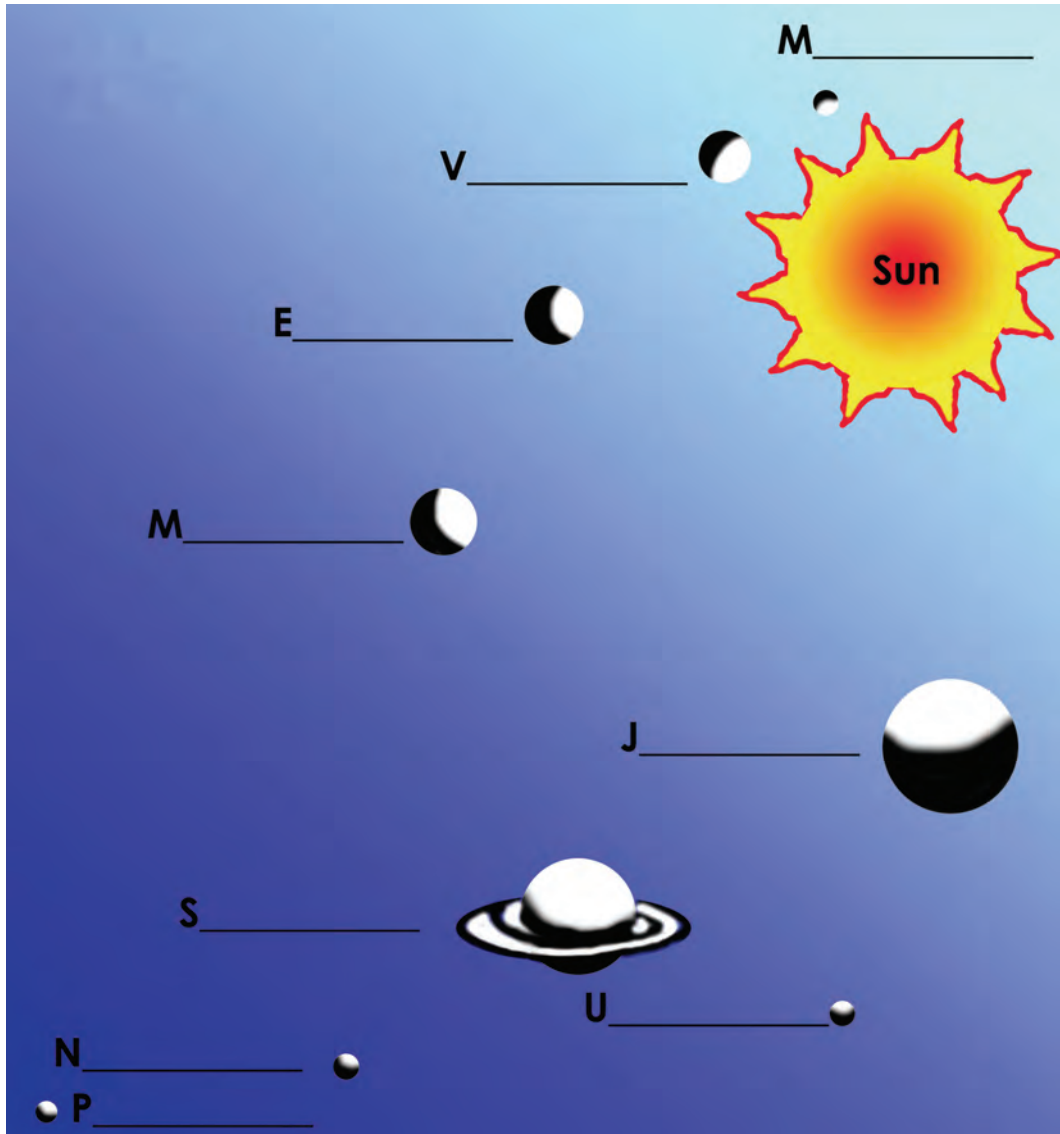
*George and Daisy Stocker
Learning English with Laughter Ltd.
Victoria, B.C. Canada*

V8X 3B6

E-mail: info@successfulesl.com

This page reviews the children's knowledge of the solar system as taught in the previous books of this series. For the first lessons of this book the children are given complete sentence answers. This requires that they understand the preceding paragraphs, provides the correct grammar and establishes that all answers are to be in complete sentences. As they progress through the book they will be given phrases to help them to write complete sentences.

OUR SOLAR SYSTEM



You and your friend go to Saturn with Spencer, Ruth and the Aliens.

1. Draw a line from Earth to Saturn.
2. Draw their rocket flying to Saturn.
3. Color Earth blue.
4. Color Saturn orange and yellow.
5. Color the sun yellow.
6. Color the planet the closest to Saturn red.

Choose the sentences from the box at the bottom of the page to help you to write your sentence answers.

Aunt Lucy and Uncle Abel live on Saturn.

Their house isn't like Spencer and Ruth's house on Earth.

1. Is the house on Saturn like your house?

2. Do you live on Saturn?

3. Where do Spencer and Ruth live?

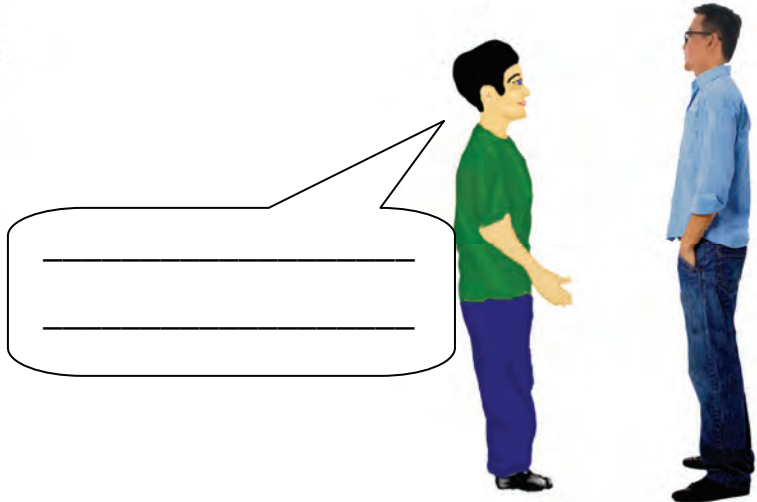


Aunt Lucy and Uncle Abel have invited you and your friend to stay with them on Saturn. They welcome you.

Hello.
Welcome to Saturn.

You: _____

How are you, Spencer?



Yes, I live on Saturn. Yes, it's like my house. Spencer and Ruth live on Earth. Thank you for inviting us.	No, I don't live on Saturn. No, it isn't like my house. Spencer and Ruth live on Saturn. I'm fine thanks.
---	--

CHILDREN'S ESL CURRICULUM:

LEARNING ENGLISH WITH LAUGHTER

TEACHER'S GUIDE 4B:

A DANGEROUS ENCOUNTER

Second Edition in Color

An Interactive Ready to Use Approach to Teaching English to Children

A Dangerous Encounter Includes a Student Book, Practice Book, Teacher's Guide with a Final Test, and Answers to Student Book and Test Questions.

The Children Will Listen and Respond Through Participation in Picture Bingo Games and a Competitive Reading Game. A Final Test and Test Answers are Provided Plus Answers to the Student Book Questions.

*George and Daisy Stocker
Learning English with Laughter Ltd.*

Victoria, B.C. Canada

V8X 3B6

E-mail: info@successfulesl.com

BOOK 4B TEACHER'S GUIDE

HOW TO PLAY PICTURE BINGO

Give each student one Bingo Card. For classes with more than 10 students, two or three students can have copies of the same card. It's best if those with identical cards are sitting apart.

The teacher calls the captions listed below in any order. The children are to mark the picture that matches the caption. For the first game they can all mark their picture with an X **or a small object**. When they have a horizontal, vertical or diagonal row of marked pictures in each box, they are to call **BINGO**. The diagonal row must go from corner to corner. The central BINGO box is free.

It is important that the children be allowed to help each other or be given teacher assistance. They should all find the correct picture to match the caption that is called. Although after playing two or three games they can be encouraged to work more independently, children should still be given help where needed. The game may be played with Bingo markers such as a bean to mark the squares instead of marking the cards. To cut costs place the colorful cards in clear plastic sheet protectors.

PRIZES: The winners will be delighted with a star drawn on their card or a rubberstamp picture. While playing this game, the children are highly motivated to learn by listening, understanding and associating the meaning to the picture. They are learning basic grammar without formal teaching.

This game will review some of the vocabulary used in the previous books of this series.

Play this game to introduce Book 4B. The children will learn quickly if they play often.

NOTE: Some captions in the first set are easy, to ensure that the students know the vocabulary for the phonetic and grammar captions in the enrichment list. Up to this point the long vowel sound has been called the alphabet name. This prevents short and long confusion.



















BINGO 1 CAPTIONS (Call in any order.)

The four aliens are from Saturn.
Click.
Spencer and Ruth are brother and sister.
The planets travel around the sun.
These letters are called vowels.
Ruth has packed her suitcase.
It's a robot dog.
This animal is a skunk.
This is a table.
This is the planet Saturn.
They are in the nose of the rocket.
It is a tiger.
Click floated to the ceiling of the rocket.
The Exians' rocket has an X.
The three aliens live on Jupiter.
Yurt has an all-terrain vehicle.
Sturtz lives at the volcano.
It rhymes with goat.
Yurt and Click look through the window.
The word "pig" is a common noun.
There's a bridge over the volcano.
Sturtz is picking a bunch of bananas.
This picture has a horse and an orange.
The word "Ruth" is a proper noun.
The word "we" is a pronoun.





















BINGO 1 ENRICHMENT CAPTIONS

The four alien's names are: Ned, Nell Buzz and
Spencer and Ruth are wearing warm clothes.
There are many planets in the solar system.
Vowels have more than one sound.
Ruth has put her things into her suitcase.
The robot dog has green spots.
In this animal's name the "u" has the short sound.
In this picture the "a" in table says its alphabet name.
Saturn has some rings around it.
There are many instruments in the nose of the rocket.
In this animal's name the "i" says its alphabet name
There wasn't any gravity in space so Click floated.
The Exians' rocket is dangerous.
Yurt, Rinny and Ky are friendly aliens from Jupiter.
Yurt drives his all-terrain vehicle.
Sturtz walks beside the volcano.
It floats on the water.
They see a lot of smoke from the volcanoes.
The word is a common noun.
The bridge is dangerous.
The bananas grow on a tree.
You hear the "or" sound in these pictures.
The word is a proper noun.
The word is a pronoun.

BOOK 4B TEACHER'S GUIDE
BINGO 1 TEACHER'S COPY

 <p>The four aliens are from Saturn.</p>	<p>Spencer and Ruth are brother and sister.</p> 	 <p>The planets travel around the sun.</p>	<p>These letters are called vowels.</p> <p>Aa Ee</p> <p>li</p> <p>Oo Uu</p>	<p>Ruth has packed her suitcase.</p> 
<p>It's a robot dog.</p> 	<p>This animal is a skunk.</p> 	<p>This is a table.</p> 	<p>This is the planet Saturn.</p> 	 <p>They are in the nose of the rocket.</p>
<p>It is a tiger.</p> 	<p>Click floated to the ceiling of the rocket.</p> 	<p style="text-align: center;">BINGO</p>	<p>The Exians' rocket has an X.</p> 	<p>The three aliens live on Jupiter.</p> 
<p>Yurt has an all-terrain vehicle.</p> 	<p>Sturtz lives at the volcano.</p> 	<p>It rhymes with goat.</p> 	<p>Yurt and Click look through the window.</p> 	<p>The word "pig" is a common noun.</p> <p style="text-align: center;">pig</p>
<p>There's a bridge over the volcano.</p> 	<p>Sturtz is picking a bunch of bananas.</p> 	<p>This picture has a horse and an orange.</p> 	<p>The word "Ruth" is a proper noun.</p> <p style="text-align: center;">Ruth</p>	<p>The word "we" is a pronoun.</p> <p style="text-align: center;">we</p>

 <p>The four aliens' names are: Ned, Nell, Buzz and Click.</p>	<p>Spencer and Ruth are wearing warm clothes.</p> 	<p>There are many planets in the solar system.</p> 	<p>Vowels have more than one sound.</p> <p>Aa Ee Ii Oo Uu</p>	<p>Ruth has put her things into her suitcase.</p> 
<p>The robot dog has green spots.</p> 	<p>In this animal's name the "u" has the short sound.</p> 	<p>In this picture the "a" in table says its alphabet name.</p> 	<p>Saturn has some rings around it.</p> 	<p>There are many instruments in the nose of the rocket.</p> 
<p>In this animal's name, the "i" says its alphabet name.</p> 	<p>There wasn't any gravity in space, so Click floated.</p> 	<p>BINGO</p>	<p>The Exians' rocket is dangerous.</p> 	<p>Yurt, Rinny and Ky are friendly aliens from Jupiter.</p> 
<p>Yurt drives his all-terrain vehicle.</p> 	<p>Sturtz walks beside the volcano.</p> 	<p>It floats on the water.</p> 	<p>They see a lot of smoke from the volcanoes.</p> 	<p>The word is a common noun.</p> <p>pig</p>
<p>The bridge is dangerous.</p> 	<p>The bananas grow on a tree.</p> 	<p>You hear the "or" sound in these pictures.</p> 	<p>The word is a proper noun.</p> <p>Ruth</p>	<p>The word is a pronoun.</p> <p>we</p>

	Ruth			
we				
		BINGO		
pig				
Aa Ee li Oo Uu				

BOOK 4B TEACHER'S GUIDE

Lesson 15 Page 65

1. Where would you want to go in a rocket?
I'd want to go to...
2. What did the family decide to do?
They decided to see the animals.
3. Are the zaps dangerous?
Yes, the zaps dangerous.
4. What does Buzz think about the animals on Saturn?
Buzz thinks the animals are awesome.
5. Would you want to see a zap?
Yes, I'd want to see... No, I wouldn't want to...

Lesson 15 Page 66

“or” sound

alligator
store

“er, ir, ur” sound

tiger
Saturn
computer
thirsty
thirteen
spider
shirt

“ar” sound

kangaroo
car
star

Lesson 15 Page 67

Pronouns

she
they
it
I
you

Common Nouns

dog
train
computer
rocket
animal

Proper nouns

Earth
Sophie
Saturn
Ruth
Spencer

Lesson 15 Page 67

goat
street

queen
loaf

maid
deer

Lesson 16 Page 69

1. Which planet is the closest to the sun?
Mercury is the closest to the sun.
2. How many planets are there?
There are nine planets.
3. What is the name of our planet?
It's name is Earth.
4. Which planet has rings around it?
Saturn has rings around it.
5. Which planet has a lot of water?
Earth has a lot of water.

Lesson 16 Page 70

Alphabet (long) sound

tiger Lucy he
write snow plate

Short sound

nest pig
umbrella dog
ship

TEST:

BOOK 4B

NAME: _____

TEST MARKS: TOTAL: 50 marks

Check that the instructions are understood. Depending on the group you may wish to give the test one page at a time.

Page 1 - Part 1: Tell the students to cross out the words as they print them on the train.

Part 2: Read the instructions with the class as necessary.

PART 1:
15 marks



Print the words below onto the boxes of the correct train car.

animal	Jupiter	she	train
Click	they	Saturn	us
bird	phone	it	Ruth
you	rocket	Lightwizard	

PART 2: 6 marks


Short vowels and long vowels:

Vowels that say their own name are called long vowels.


Draw a line from the picture to the sentence that tells about the vowel.



I hear the short
vowel sound.



I hear the long
vowel sound.



TEST:**BOOK 4B****ANSWERS****PART 1: Pronouns**

#1-15 1 mark each

she
they
you
us
it

Proper Nouns

Jupiter
Click
Saturn
Lightwizard
Ruth

Common Nouns

animal
train
phone
rocket
bird

PART 2:

16-21 1 mark each

I hear the short
vowel sound.

cat
bed
sun

I hear the long
vowel sound.

tiger
deer
whale

PART 3: 2 marks each

22. This is a fire. 23. Click can hop. 24. You can cut bread.

PART 4: 2 marks each

#25-29 attack talk run fly

PART 5: 5 marks each

#30-33

Take 1 mark off for each mistake. Do not subtract marks for spelling if it is understandable.

1. What machine does the Lightwizard have?

He has a laser light machine.

2. What did the Lightspoilors do when their antennae melted?

They ran.

3. Where did they hide?

They hid in dark holes in the ground.

BOOK 4B TEACHER'S GUIDE

A DANGEROUS ENCOUNTER

GLOSSARY

Aa		Dd	
a lot of		dangerous	
action		darkness	
active		daughter	
adventure		deal with (to), dealt with	
afraid		decide (to), decided	
ahead		deep	
all at once		difficult	
ancient		direction	
antenna		dirty	
approach (to), approached		doorbell	
army		dust	
ask (to), asked		Ee	
August		each	
Bb		else	
battery		embarrass (to), embarrassed	
because		enjoy (to), enjoyed	
become (to), became		enough	
better		escape (to), escaping	
beyond		every	
break (to), broke		everyone	
breeze		everything	
burst (to), burst		everywhere	
Cc		Ff	
capture (to), captured		farther	
center (to), centered		farthest from	
charge (to), charged		fear (to), feared	
chase (to), chased		find (to), found	
chin		flight	
climb (to), climbed		flow (to), flowed	
close to		focus (to), focused	
closest the		follow (to), followed	
code		foot	
complete (to), completed		forest	
cook (to), cooked		frighten (to), frightened	
cooling fan		furious	
correct (to), corrected		Gg	
cough (to), coughed		gas	
crater		gauge	
crook		general	
crouch (to), crouched		gift	