


CHILDREN'S ESL CURRICULUM

LEARNING ENGLISH WITH LAUGHTER

Student Book 4A The Trip to Saturn
Second Edition in Color



Daisy A. Stocker B.Ed., M.Ed.
George A. Stocker D.D.S.

CHILDREN'S ESL CURRICULUM:

LEARNING ENGLISH WITH LAUGHTER

STUDENT BOOK 4A: THE TRIP TO SATURN

Second Edition in Color

An Interactive Ready to Use Approach to Teaching English to Children

*The Trip to Saturn Includes a Student Book, Practice Book,
Teacher's Guide with a Final Test, and Answers to Student Book and
Test Questions.*

*The Children Will Listen, Repeat, Learn Sound-Symbol Relationships,
Nouns, Participate in Role-play Activities, Experience Paragraph
Reading, Choose Copy phrases and Write Sentence Answers to
Questions, and Draw to Express their Understanding.*

*George and Daisy Stocker
Learning English with Laughter Ltd.
Victoria, B.C. Canada
V8X 3B6
E-mail: info@successfulesl.com*

CHILDREN'S ESL CURRICULUM:

Learning English with Laughter Ltd. publication © Copyright 2002 by George and Daisy Stocker.
ALL RIGHTS RESERVED.

Printing and or photocopying for sale is prohibited.

Learning English with Laughter Ltd. makes every attempt to present the English language in a form appropriate to the linguistic changes occurring in English around the world. Learning English with Laughter Ltd. makes no representation or warranty, either expressed or implied as to the accuracy, timeliness, or completeness of the content contained in this book. Learning English with Laughter Ltd. makes no representation or warranties of any kind, expressed or implied, about the completeness, accuracy, reliability, suitability or availability with respect to the information contained in this document for any purpose. Any reliance you place on such information is therefore strictly at your own risk.

The authors shall not be liable for any loss incurred as a consequence of the use and application, directly or indirectly, of any information presented in this work. Sold with the understanding, the authors are not engaged in rendering professional services or advice. If advice or expert assistance is required, the services of a competent professional should be sought.

The company, product and service names used in this web site are for identification purposes only. All trademarks and registered trademarks are the property of their respective owners. . Learning English with Laughter Ltd. is not affiliated with any educational institution.

ISBN-13: 978-1500602277

ISBN-10: 1500602272

Published by:

Learning English with Laughter Ltd.

10 – 1030 Hulford Street

Victoria, B.C. Canada V8X 3B6

Visit us on the Web at:

ESL Curriculum: <http://www.successfulesl.ca>

Successful ESL: <http://www.esl-curriculum.ca>

English for Chinese: <http://www.englishforchinese.ca>

Printed in the USA

Customization of your covers

You may be interested in the customization of your covers. (White Label Services)

This personalizes your textbooks and makes them a visible part of your school's curriculum.

For this service contact us at: info@successfulesl.com

Members of our team with professional degrees have combined years of teaching experience and editing to produce these teaching materials.

Team Members for this publication:

Editors:

Daisy A. Stocker B.Ed., M.Ed.

Dr. George A. Stocker D.D.S.

CHILDREN'S ESL CURRICULUM:

A "LEARNING ENGLISH WITH LAUGHTER" PUBLICATION

STUDENT BOOK 4A: THE TRIP TO SATURN

Second Edition in Color

**Originally Copyrighted 2007
Second Edition Copyrighted 2014,
Learning English With Laughter Ltd.
10 – 1030 Hulford Street
Victoria, B.C. Canada V8X 3B6
website: <http://www.esl-curriculum.ca>**

**No part of this book may be reproduced for sale in any form or by any means
without permission in writing from Learning English with Laughter Ltd..**

**Learning English with Laughter Ltd.
Daisy A. Stocker B.Ed., M.Ed. and George Stocker D.D.S
1030 Hulford Street
Victoria, B.C., Canada, V8X 3B6
<http://www.esl-curriculum.ca>
e-mail: learning@efl-esl.com**



CHILDREN'S ESL CURRICULUM:

BOOK 4A: THE TRIP TO SATURN

STUDENT BOOK

This seventh book of our Children's ESL Curriculum continuous series has an interest level appropriate for children 9 to 12 years of age who are learning to understand, speak, read and write English as a second language.

It is assumed that they will have been introduced to the alphabet, beginning consonant sounds, and short vowel sounds. This book stresses the teaching of consonant digraphs, vowel diphthongs, nouns and basic sentence structure. It introduces a new vocabulary of about 156 words that is built upon the vocabulary in earlier books in the series. Role-plays are an important part of this book. Pictures are provided throughout to facilitate understanding. Reading skills are developed by providing word repetition, phonics, paragraphs and dialogues. If the students are new to this series, the activities available in Guide Book 3B will help them to build the necessary speaking and reading vocabulary. The crossword puzzles reinforce the material that has been introduced.

The basic teacher instructions are given in small boxes on each page. It is important that the teacher repeat each question and guide the children's sentence answers. In this way the children are learning basic sentence structure and grammar.

TEACHER'S GUIDE

The colorful games provided in this Guide motivate learning. The children will always want to play again. The games also provide essential listening and speaking activities that build vocabulary and sentence structure. They are a very important part of the program. Answers to Student Book and Test questions are provided.

PRACTICE BOOK

This book provides independent work for the children. The students will need a brief explanation of what they are to do and an opportunity to role-play the dialogues before starting the pages that accompany each lesson. These exercises reinforces the material taught in the Student Book.

Each student travels with the storybook characters and a classroom or an imaginary friend. This encourages imaginative ideas and stimulates student interest. The activities include drawing, printing, reading, printing question answers, role-plays and drawing their understanding of a situation. At this level phrases or partial sentences are provided to ensure that the students print the sentence answers using the correct verb tense, spelling and word order. These are shown in boxes on the appropriate pages.

TEACHING PHILOSOPHY

This series is introducing English to children as a second language, where they are learning to understand, speak, read and write. As children view their world as a whole, rather than in parts, an integrated approach is used. The activities include grammar, phonics, listening, saying or singing song verses, speaking through role-plays and printing. Graphics are used extensively to promote understanding, and are integrated with the speaking, reading and writing activities.

Note: You are the teacher – do it your way!

We wish you success with your classes,
Daisy Stocker B.Ed. M.Ed. George Stocker D.D.S.
Learning English with Laughter Ltd.

CHILDREN'S ESL CURRICULUM:

THE TRIP TO SATURN



CONTENTS

Lesson 1	Permission to Go to Saturn.	2
Lesson 2	An E-mail to Saturn	5
Lesson 3	An Answer from Saturn	10
Lesson 4	Getting Ready to Go	14
Lesson 5	Saying "Good-bye"	18
Lesson 6	Speeding Through Space	22
Lesson 7	Floating in Space	26
Lesson 8	Tricking the Exians	30
Lesson 9	A Volcano on Jupiter	34
Lesson 10	A Home in a Volcano	38
Lesson 11	Sturtz's Garden	43
Lesson 12	Leaving Jupiter	48
Lesson 13	Escaping the Exians	53
Lesson 14	Saturn at Last!	58

CHILDREN'S ESL CURRICULUM:

THE TRIP TO SATURN

INDEX OF PHONICS AND GRAMMAR



Consonant Blends

Review – 3, 4, 7

Str - 7

Nouns

Introduction - 42

Common Nouns – 47, 52

Proper Nouns - 56

Pronouns – 56

Review - 62



Sounds of “Y”

Introduction – 33, 51, 55



VOWELS

Introduction – 8, 9

Long and Short “o” – 12, 13

Long and short “u” – 16, 17

Long and Short “a” – 20

Long and Short “i” - 24

Long and Short “e” - 28

Long and Short Review – 21, 25, 29, 37, 46, 51

Note: At this level “Alphabet Name” is used instead of “Long Vowel Sound”.

Vowel Consonant Digraphs

er, ur, ir, or – 40, 41, 51

ar, ir, er, ur, or – 45

or, er, ir, ur, ar - 60



Vowel Digraphs

oa, ai, ea - 36

ee, oa, ai - 50

ay – 55, 61

ai, ee - 61



Objective: To introduce the characters met in Books 3A and 3B to the children who are new to this series.
Have them point to and name each one. Read and role-play the dialogue.

The students will participate in the following:

Copying sentence answers from a list:

This activity provides visual and kinesthetic modes of learning, also auditory learning when they are working with a partner or in a group. The children are learning through repeatedly reading, seeing, hearing and printing the correct grammar and sentence structure.


Drawing pictures to illustrate specific instructions or ideas:

This activity reinforces the students understanding of the phrases, sentences or paragraphs.

First the children need to read and understand the question, then read and choose the correct answer from a list.

Not all answers in the list are correct. Explain that "...” means they must finish the sentence.


Hi! I'm Ned.
We're Aliens from
Saturn.




I'm Nell. I love
flying in a
rocket.



I'm Buzz.
I'm
eleven.



I'm Click.
I'm ten.



I'm Ruth.
We visited
Canada with the
Aliens. Click
caught a
monster fish.



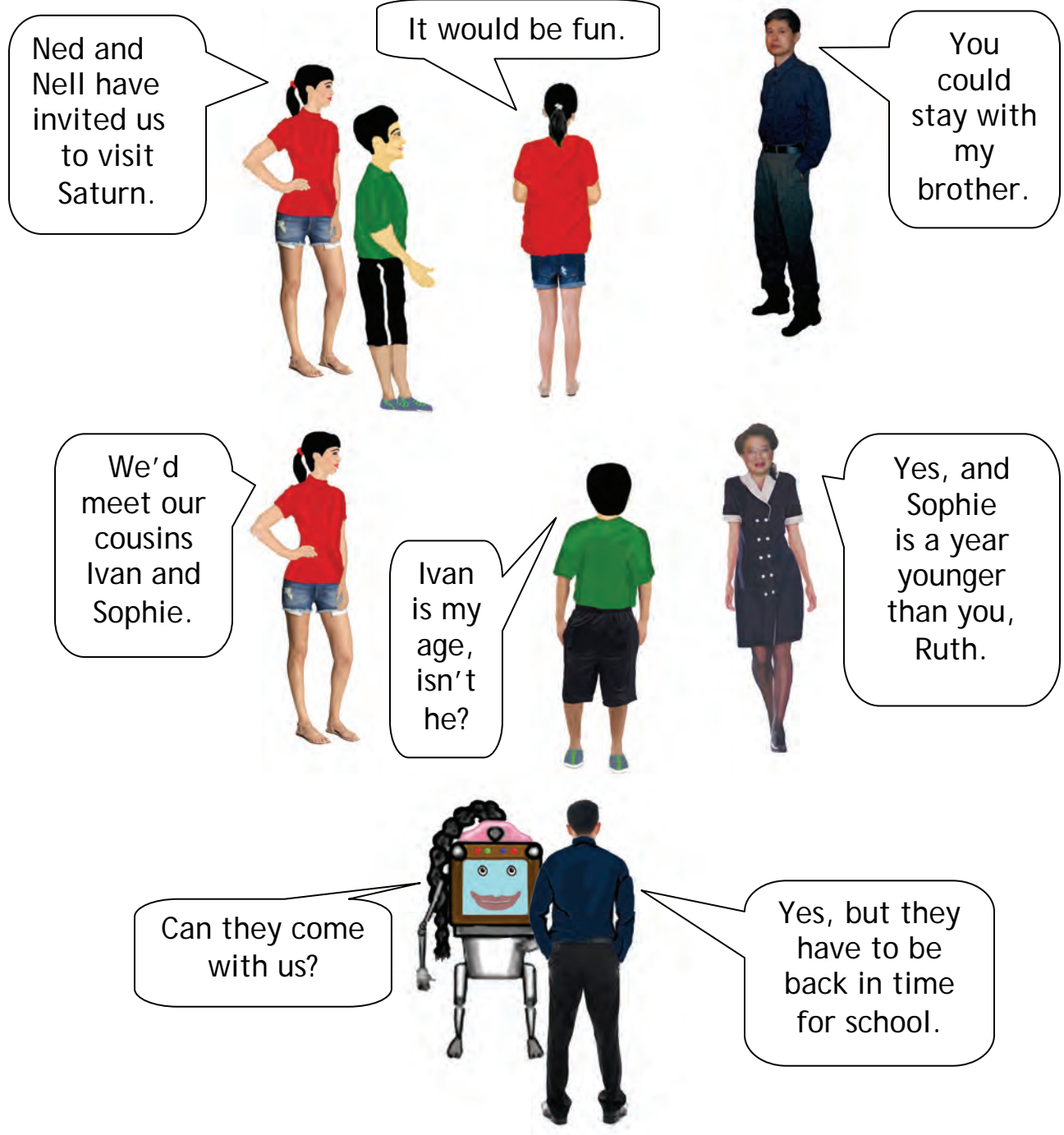
I'm Spencer. We went
into the mountains in
Canada.
We rode on a sleigh.



To introduce the characters in the previous book, have the children point to **Spencer, Ruth, Father, Mother and Nell**. Explain that Spencer and Ruth have been invited to visit Saturn with the Aliens. They are asking their mother and father if they can go. Explain “permission”. Have the children read the narrative and role-play the dialogue a number of times, changing roles each time. The “I” in Ivan has the long sound.

PERMISSION TO GO TO SATURN

Spencer, Ruth, Ned, Nell, Click and Buzz have returned from Canada. They are talking to Spencer and Ruth’s mother and father.



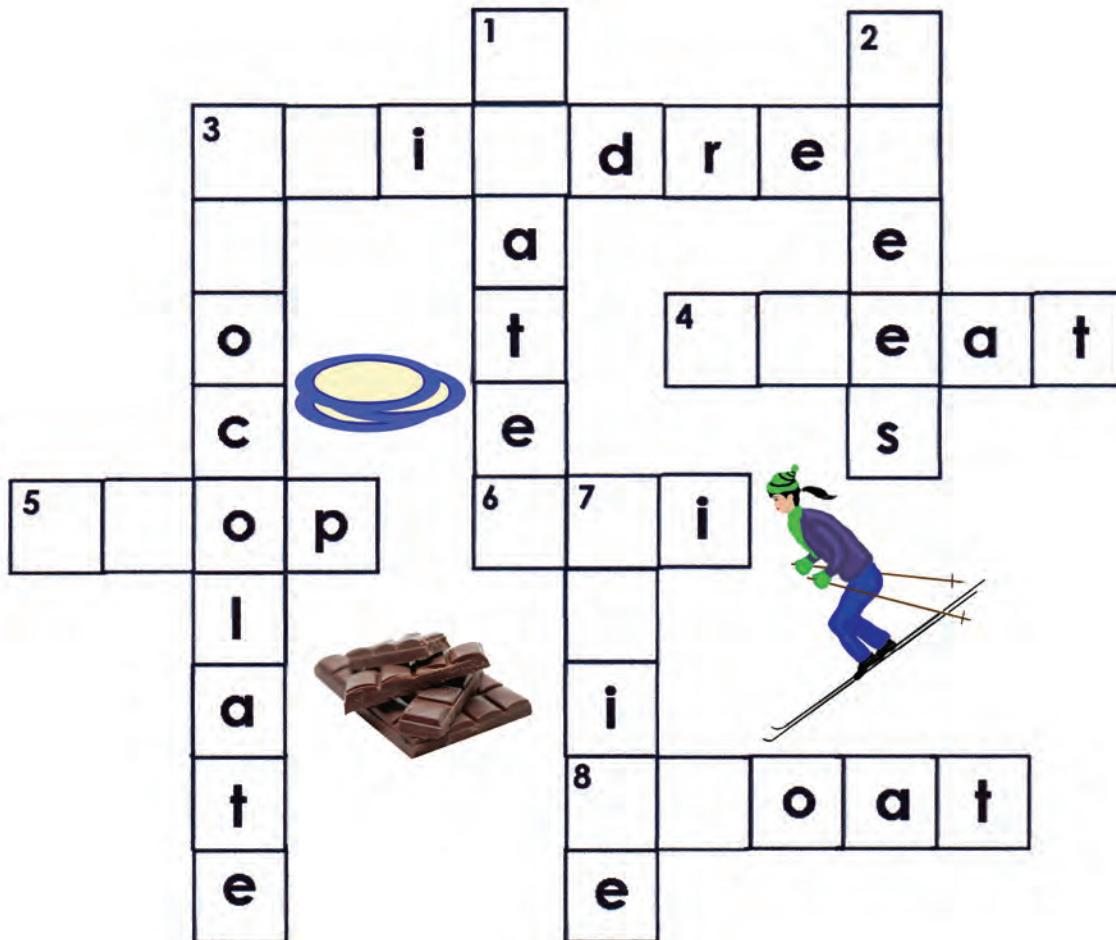
The students are to say the words listed below, stressing the consonant blends. Those new to this series may need help with “**knife, knee, drop**”. They are to print the missing letters in the sentences, and do the puzzle.

ACROSS

- 3 We are __ __ildren.
 4 Skiing is __ __eat fun.
 5. Don't __ __op your juice.
 6 Ruth likes to __ __i.
 8 Ned can __ __oat in the water.

DOWN

- 1 There are three __ __ates.
 2 She bends her __ __ees and skis.
 3 She eats a lot of __ __ocolate.
 7 We cut bread with a __ __ife.

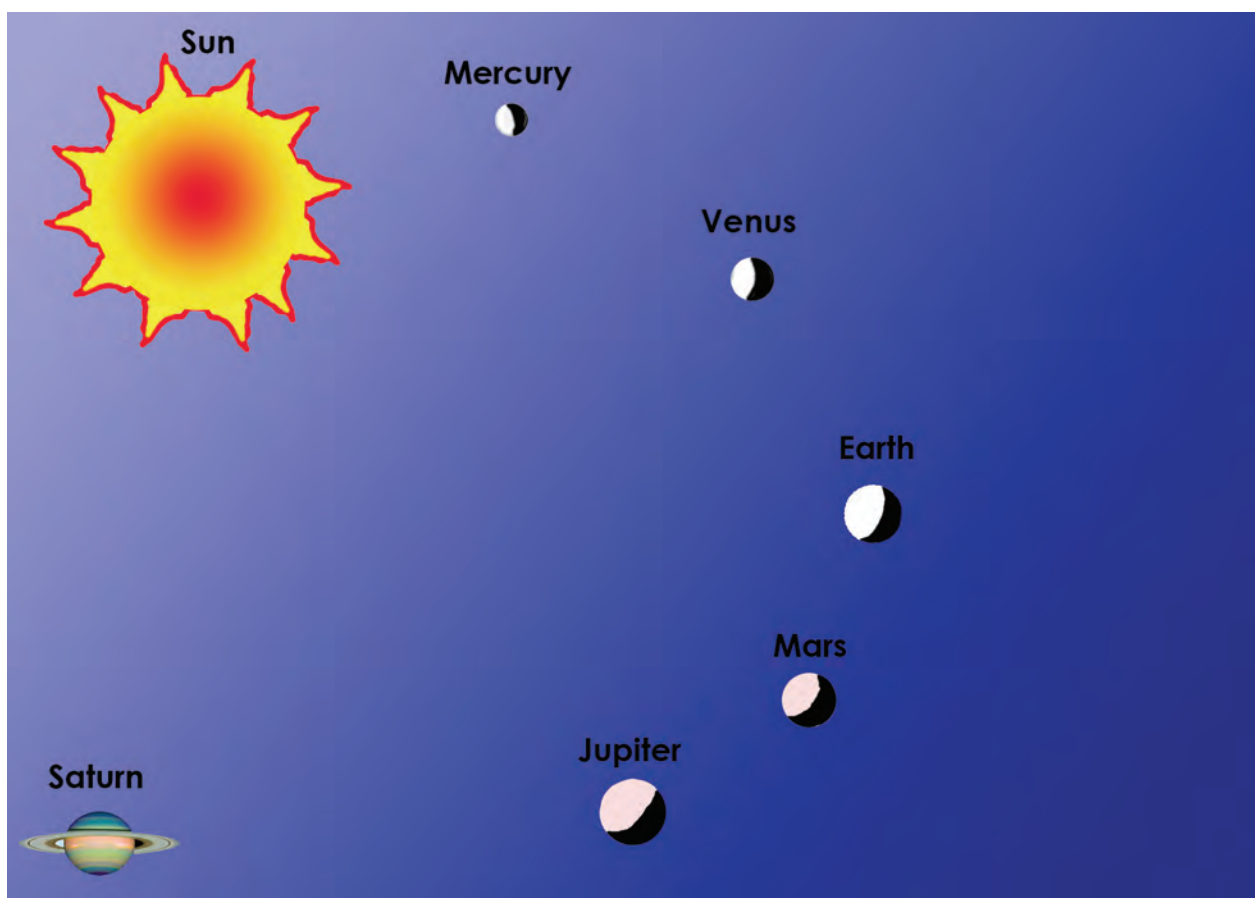
chocolateplateskneeknifechildrengreatdropskifloat

Objectives – To review: vocabulary, consonant blends, written language
To Teach: reading, consonant blend “str”, oral language, solar system introduction, following directions, vowel sounds

Review what happened in Lesson 1. Have the children read the narrative and point to the planets as they say their names. Explain that the planets in our solar system go around the sun. Tell them that these are some of the planets and review that we live on planet Earth. Have the children read and follow the directions below.

AN E-MAIL TO SATURN

Spencer and Ruth want to fly to Saturn on a rocket
with Nell, Ned, Click and Buzz.
Where would their rocket go?




1. We get heat and light from the sun.
2. We live on Earth. Color it dark blue.
3. Venus is very bright in the night sky. Color it light blue.
4. Saturn has rings. Color its rings.
5. Draw a line to show where their rocket would fly. Then draw the rocket.

The students are to help Ruth and Spencer write to their Aunt Lucy and Uncle Abel on Saturn.

Note: The “A” in Abel has the long sound.

Ruth and Spencer want to stay with them when they visit Saturn with Ned, Nell, Buzz and Click. They are to fill in the missing words. These can be found on this page if they need help with the spelling.

Ruth and Spencer write to Aunt Lucy and Uncle Abel on Saturn.
They want to stay with them when they visit Saturn with Buzz and Click.



Dear Uncle _____ and Aunt _____ :

Our friends, Ned, Nell,
_____ and _____

have invited us to visit _____.

We want to see our cousins,
Ivan and Sophie.

Can we stay with you?
Love,



_____ and _____.



We'll send it by
e-mail.

I hope they
answer today.



Have the children point to the vowels and say their names as in the alphabet. **Note:** While the concept of long and short vowels is being taught, the “alphabet name” or long sound, will be stressed, as it is easier for the children to identify and remember. Help them to read the dialogue. Ask them if they make the same sound all the time. Could they talk if they made only one sound? Explain that they have names and vowels have their alphabet names.

Sometimes vowels say their own name and sometimes they say something different.

Have them say the alphabet name for “i” as in “write” and the short sound “i” makes as in “Click”.

The term “long vowel” will be taught later.

These letters are called vowels.

Aa



Ee

Ii

Oo

Uu

This robot dog always says, “Wow-wow”.




Vowels don't always say the same sound.

Vowels can say different sounds.




That's right. Listen to the “i” in my name, “Click”.



Listen to this “i”. We sent an e-mail to Earth. We had to write it.



In the word “write”, the “i” says its alphabet name.



CHILDREN'S ESL CURRICULUM:

LEARNING ENGLISH WITH LAUGHTER LTD.

PRACTICE BOOK 4A: THE TRIP TO SATURN

Second Edition in Color

An Interactive Ready to Use Approach to Teaching English to Children

*The Trip to Saturn Includes a Student Book, Practice Book,
Teacher's Guide with a Final Test, and Answers to Student Book and
Test Questions.*

*The Children Will Listen, Repeat, Participate in Role-play Activities,
Experience Paragraph Reading and Choose and Copy phrases to Write
Sentence Answers to Questions. They Draw to Follow Directions, Use
their Imaginations to Make Predictions and Express their
Understanding.*

*George and Daisy Stocker
Learning English with Laughter Ltd.
Victoria, B.C. Canada
V8X 3B6*

E-mail: info@successfulesl.com

To the teacher: Explain that “...” means that the children are to complete the sentence when they choose phrases from the box..

PERMISSION TO GO TO SATURN

You are at home. You get an e-mail.
Ned and Nell invite you to visit them on Saturn.
Ruth and Spencer are going with them.
You will stay with their uncle's family.
Sophie is your age.
Ivan is one year older than you.


Draw yourself

Can I go?
My friend is going.

Draw your family here.

Yes, you can go.

How long can
they stay?




You must come back in
time for school.

1. How old are you?

2. How old is Ivan?

3. Saturn is far from the sun. Do you think it's cold on Saturn?

4. When must you get home?



Yes, I think it's...
Ivan is ... than me.

No, I don't think it's...
I must get...

Tell the children that their "friend" can be a brother, sister, a real or an imaginary friend.



Ruth

I'm glad you and your friend can come.
Sophie and Ivan will be glad to
welcome you.

You

Thank you!

Your friend

It will be awesome!


Find words in the dialogue or the box to write your answers.

1. Ruth is _____ that you can _____.
2. You say, " _____ ".
3. Your friend says it will be _____.

We'll fly in
a fast rocket!



It'll be a blast!
We'll have fun!



4. How do rockets fly? _____

They fly...

CHILDREN'S ESL CURRICULUM:

LEARNING ENGLISH WITH LAUGHTER LTD.

TEACHER'S GUIDE: BOOK 4A

THE TRIP TO SATURN

Second Edition in Color

An Interactive Ready to Use Approach to Teaching English to Children

*The Trip to Saturn Includes a Student Book, Practice Book,
Teacher's Guide with a Final Test, and Answers to the Student Book
and Test Questions.*

*The Children Will Participate in Large and Small Group Activities and
Play Colorful Bingo Games that Require Listening and Understanding.
Answers to the Student Book Questions and the Final Test Are
Provided.*

*George and Daisy Stocker
Learning English with Laughter Ltd.
Victoria, B.C. Canada
V8X 3B6
E-mail: info@successfulesl.com*

BOOK 4A TEACHER'S GUIDE

HOW TO PLAY PICTURE BINGO

Give each student one Bingo Card. For classes with more than 10 students, two or three students can have copies of the same card. It's best if those with identical cards are sitting apart.

The teacher calls the captions listed below in any order. The children are to mark the picture that matches the caption. For the first game they can all mark their picture with a small colored X or a small object such as a bean. When they have a horizontal, vertical or diagonal row of marked pictures they are to call **BINGO**. The diagonal row must go from corner to corner. The central BINGO box is free.

We suggest that putting the pages in plastic cover protectors can cut expenses. This allows same BINGO card to be used for many games.

It is important that the children be allowed to help each other or be given teacher assistance. They should all find the correct picture to match the caption that is called. Although after playing two or three games they can be encouraged to work more independently, children should still be given help where needed.

The underlined words are enrichment - not included in the basic vocabulary.

PRIZES: The winners will be delighted with a star drawn on their card or a rubberstamp picture.

To do this, they can use a different colored pencil for each game or mark the squares using small objects such as beans or chestnuts. While playing this game, the children are highly motivated to learn by listening, understanding and associating the meaning to the picture. They are also learning basic grammar without any formal teaching.

This game will review some of the vocabulary used in the previous books of this series.

Play this game to introduce to Book 4A. The children will learn quickly if they play often.

BINGO 1 CAPTIONS (Call in any order.) BINGO 1 ENRICHMENT CAPTIONS

This is planet Earth.

This planet is called Saturn.

It's a sweater.

It's a pair of socks.

Click has a cell phone.

Spencer is wearing a T-shirt.

It's nine o'clock.

It's a robot dog.

These are clothes.

The train is on the track.

Click and Buzz dance.

It's a pair of shoes.

They are hiking boots.

Ruth is carrying a hat.

The friend's packsack is open.

The moon and stars are bright.

The friends are hiking.

Grandfather has a cup of tea.

The fire makes smoke.

This is a loaf of bread.

It rhymes with "goat".

There are four aliens.

It's a crowd of people.

The aliens came to Earth on a rocket.

We live on Earth.

Saturn has some rings around it.

The sweater has long sleeves.

These socks would keep your feet warm.

The cell phone is in Click's hand.

His T-shirt has short sleeves.

You can see twelve numbers.

Robot dogs can run and jump.

It's a dress and a pair of pants.

It's an old train that carries many things.

The two aliens dance when they are happy.

They are running shoes.

The boots have long laces.

She is carrying her brother's hat.

They have bread, bananas and honey in their packsack.

The tree is covered with snow.

Ruth is leading the hikers.

He holds a cup and saucer in his hands.

The smoke is black and gray.

We cut bread with a knife.

The boat is empty.

The four aliens have square heads.

There are many people together.

The rocket flies very fast.

BINGO 1

TEACHER'S COPY

<p>This is planet Earth.</p> 	<p>This planet is called Saturn.</p> 	<p>It's a sweater.</p> 	<p>It's a pair of socks.</p> 	<p>Click has a cell phone.</p> 
<p>Spencer is wearing a T-shirt.</p> 	<p>It's nine o'clock.</p> 	<p>It's a robot dog.</p> 	<p>These are clothes.</p> 	<p>The train is on the track.</p> 
<p>Click and Buzz dance.</p> 	<p>It's a pair of shoes.</p> 	<p>BINGO</p>	<p>They are hiking boots.</p> 	<p>Ruth is carrying a hat.</p> 
<p>The friend's packsack is open.</p> 	<p>The moon and stars are bright.</p> 	<p>The friends are hiking.</p> 	<p>Grandfather has a cup of tea.</p> 	<p>The fire makes smoke.</p> 
<p>This is a loaf of bread.</p> 	<p>It rhymes with "goat".</p> 	<p>There are four aliens.</p> 	<p>It's a crowd of people.</p> 	<p>The aliens came to Earth on a rocket.</p> 

BINGO 1

ENRICHMENT COPY

<p>We live on Earth.</p> 	<p>Saturn has some rings around it.</p> 	<p>The sweater has long sleeves.</p> 	<p>These socks would keep your feet warm.</p> 	<p>The cell phone is in Click's hand.</p> 
<p>His T-shirt has short sleeves.</p> 	<p>You can see twelve numbers.</p> 	<p>Robot dogs can run and jump.</p> 	<p>It's a dress and a pair of pants.</p> 	<p>It's an old train that carries many things.</p> 
<p>The two aliens dance when they are happy.</p> 	<p>They are running shoes.</p> 	<p>BINGO</p>	<p>The boots have long laces.</p> 	<p>She is carrying her brother's hat.</p> 
<p>They have bread, bananas and honey in their packsack.</p> 	<p>The tree is covered with snow.</p> 	<p>Ruth is leading the hikers.</p> 	<p>He holds a cup and saucer in his hands.</p> 	<p>The smoke is black and gray.</p> 
<p>We cut bread with a knife.</p> 	<p>The boat is empty.</p> 	<p>The four aliens have square heads.</p> 	<p>There are many people together.</p> 	<p>The rocket flies very fast.</p> 

BOOK 4A TEACHER'S GUIDE
BINGO 1 CARD 1



TEST:

BOOK 4A

NAME: _____

TEST MARKS: 1 mark for each question. **Page 1:** 11 marks **Page 2:** 7 marks **Page 3:** 12 marks **TOTAL:** 30 marks
Check that the instructions are understood. Depending on the group you may wish to give the test one page at a time.
Page 1: # 2-11 - Tell the students they are to listen for the underlined vowel.

1. Circle the vowels: a b c d e f g h i j k l m n o p q r s t u v w x y z

2-11 Draw a line from the pictures to the phrase that tells its vowel sound.



umbrella



smoke



tiger



rocket

short vowel sound



table



hot dog

alphabet name
vowel sound



chicken



Jupiter



lamp



he

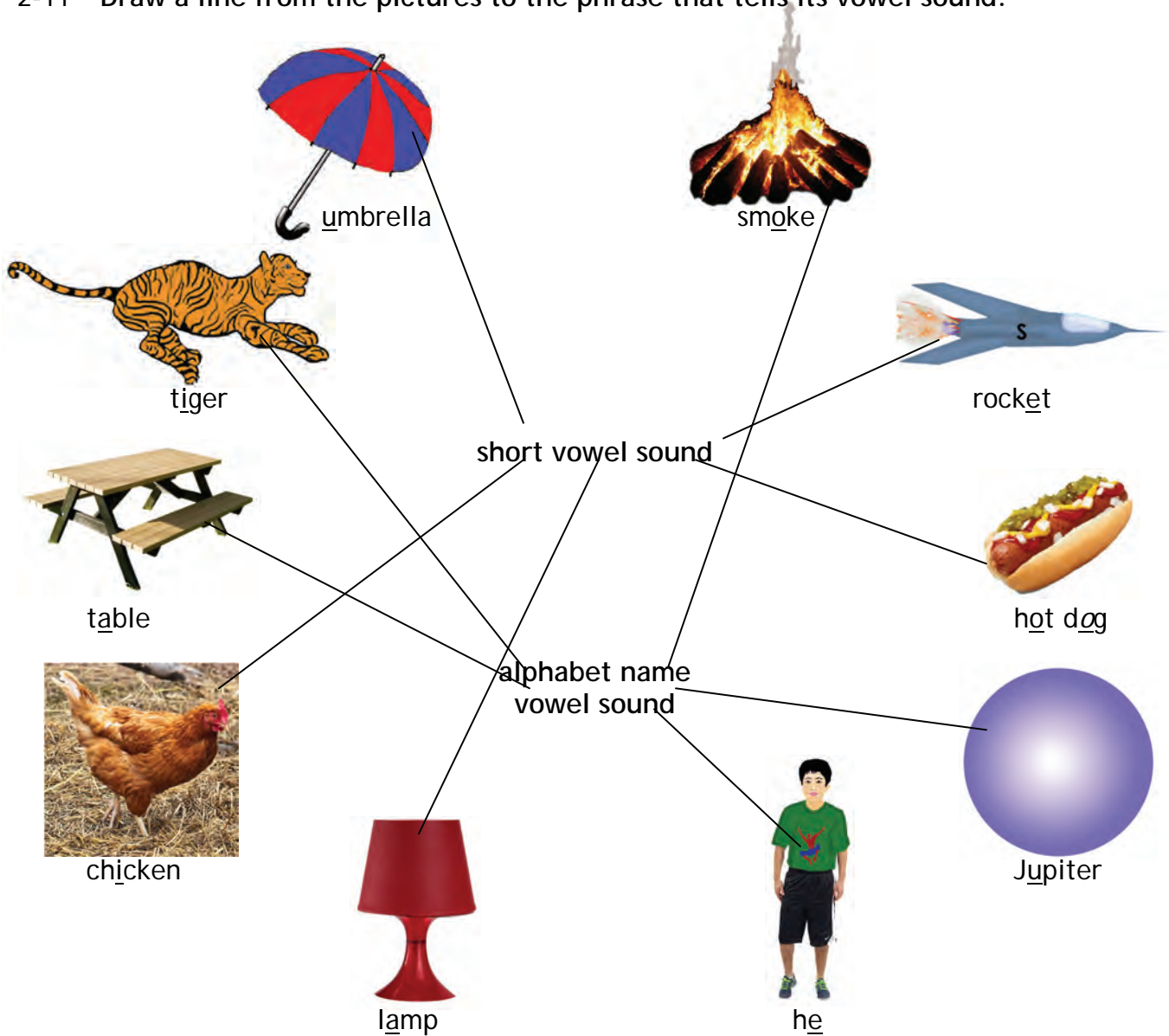
TEST ANSWERS:

BOOK 4A

PAGE 1:

1. Circle the vowels. a b c d e f g h i j k l m n o p q r s t u v w x y z

2-11 Draw a line from the pictures to the phrase that tells its vowel sound.

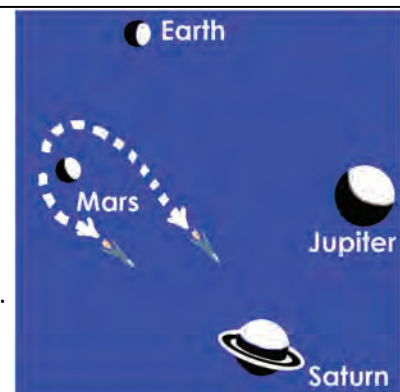


PAGE 2:

12. Draw a line to show where Ned flew the rocket that morning.

Note: There are two correct answers. See diagram.

Ned flies towards Saturn but they don't get all the way. The children need to understand the meaning of "towards" and "They will fly for many days".



BOOK 4A TEACHER'S GUIDE

THE TRIP TO SATURN GLOSSARY

Aa		Dd	
about		dark	
age		delicious	
allergic		delight	
all-terrain		dialogue	
alone		different	
alphabet		dresser	
answer (to), answered		Ee	
appear (to), appeared		edge	
aren't		elbow	
around		e-mail	
aunt		Ff	
Bb		fastest	
bedroom		feet	
bedside table		finish (to), finished	
belong (to), belonged		first	
below		flash (to), flashed	
between		frighten (to)	
bleed (to), bled		fruit	
bookcase		Gg	
booms		get away (to), got away	
both		get out (to), got out	
box		grab (to), grabbed	
bring (to), brought		grammar	
bunch		gravity	
Cc		Hh	
capital		head (to), headed	
capture (to), captured		heat	
catch (to), caught		hey	
cave		hide (to), hid	
ceiling		huge	
check (to), checked		Ii	
circle		ice cream	
close (to), closed		inside	
club		instrument	
common		Jj	
computer		Jupiter	
control (to), controlled		Kk	
correct (to), corrected		keep (to), kept	
course		Ll	
cousin		label	
crash (to), crashed		lake	
cupboard		lamp	
curtains		laugh (to), laughed	