

CHILDREN'S ESL CURRICULUM LEARNING ENGLISH WITH LAUGHTER

**Student Book 5A Mysterious Island
Second Edition in Color**



**Daisy A. Stocker B.Ed., M.Ed.
George A. Stocker D.D.S.**

CHILDREN'S ESL CURRICULUM:

LEARNING ENGLISH WITH LAUGHTER

STUDENT BOOK 5A:

MYSTERIOUS ISLAND

Second Edition in Color

An Interactive Ready to Use Approach to Teaching English to Children

*Mysterious Island Includes a Student Book, Practice Book,
Teacher's Guide with a Final Test, and Answers to Student Book and
Test Questions.*

*The Children Will Listen, Experience Paragraph Reading Grammar:
Nouns, Verbs and Punctuation, Participate in Role-play Activities,
Choose and Copy phrases to Write Sentence Answers to Questions, and
Express Creative Ideas Verbally and in Writing.*

*George and Daisy Stocker
Learning English with Laughter Ltd.
Victoria, B.C. Canada*

V8X 3B6

E-mail: info@successfulesl.com

CHILDREN'S ESL CURRICULUM:

Learning English with Laughter Ltd. publication © Copyright 2002 by George and Daisy Stocker.
ALL RIGHTS RESERVED.

Printing and or photocopying for sale is prohibited.

Learning English with Laughter Ltd. makes every attempt to present the English language in a form appropriate to the linguistic changes occurring in English around the world. Learning English with Laughter Ltd. makes no representation or warranty, either expressed or implied as to the accuracy, timeliness, or completeness of the content contained in this book. Learning English with Laughter Ltd. makes no representation or warranties of any kind, expressed or implied, about the completeness, accuracy, reliability, suitability or availability with respect to the information contained in this document for any purpose. Any reliance you place on such information is therefore strictly at your own risk.

The authors shall not be liable for any loss incurred as a consequence of the use and application, directly or indirectly, of any information presented in this work. Sold with the understanding, the authors are not engaged in rendering professional services or advice. If advice or expert assistance is required, the services of a competent professional should be sought.

The company, product and service names used in this web site are for identification purposes only. All trademarks and registered trademarks are the property of their respective owners. . Learning English with Laughter Ltd. is not affiliated with any educational institution.

ISBN-13: 978-1505475593

ISBN-10: 1505475597

Published by:

Learning English with Laughter Ltd.

10 – 1030 Hulford Street

Victoria, B.C. Canada V8X 3B6

Visit us on the Web at:

ESL Curriculum: <http://www.successfulesl.ca>

Successful ESL: <http://www.esl-curriculum.ca>

English for Chinese: <http://www.englishforchinese.ca>

Printed in the USA

Customization of your covers

You may be interested in the customization of your covers. (White Label Services)

This personalizes your textbooks and makes them a visible part of your school's curriculum.

For this service contact us at: info@successfulesl.com

Members of our team with professional degrees have combined years of teaching experience and editing to produce these teaching materials.

Team Members for this publication:

Editors:

Daisy A. Stocker B.Ed., M.Ed.

Dr. George A. Stocker D.D.S.

CHILDREN'S ESL CURRICULUM:

BOOK 5A: MYSTERIOUS ISLAND

STUDENT BOOK

This ninth book of our Children's ESL Curriculum continuous series has an interest level appropriate for children 9 to 12 years of age who are learning to understand, speak, read and write English as a second language. This book has 14 lessons and 78 pages.

It is assumed that they will have been introduced to the alphabet, beginning consonant sounds, long and short vowel sounds and nouns. This book stresses the teaching of reading comprehension, oral language, nouns, verbs and writing basic sentences. It introduces a new vocabulary of about 164 words that is built upon the vocabulary in earlier books in the series. Role-plays are an important part of this book. Pictures are provided throughout to facilitate understanding. Reading skills and oral comprehension are developed by providing paragraphs, dialogues, role-plays and sentence writing. If the students are new to this series, the activities available in Guide Book 4B will help them to build the necessary speaking and reading vocabulary. The crossword puzzles and Word Bingo games reinforce the material that has been introduced.

The basic teacher instructions are given in small boxes on each page. It is important that the teacher repeat each question and guide the children's sentence answers as appropriate for the group. In this way the children are learning basic sentence structure and grammar.

TEACHER'S GUIDE

The colorful games provided in this Guide motivate learning. The children will always want to play again. The games also provide essential listening and speaking activities that build vocabulary and sentence structure. They are a very important part of the program. Answers to Student Book questions, tests and test answers are provided.

PRACTICE BOOK

This book provides independent work for the children. The students will need a brief explanation of what they are to do and an opportunity to role-play the dialogues before starting the pages that accompany each lesson. These exercises reinforce the material taught in the Student Book.

Each student travels with the storybook characters and a classroom or an imaginary friend. This encourages imaginative ideas and stimulates student interest. The activities include printing, reading, printing question answers, role-plays and drawing their understanding of a situation. At this level some phrases or partial sentences are provided to ensure that the students print the sentence answers using the correct verb tense, spelling and word order. These are shown in boxes on the appropriate pages.

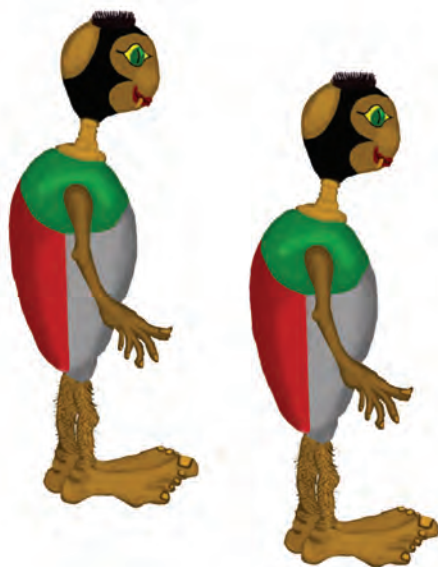
TEACHING PHILOSOPHY

This series is introducing English to children as a second language, where they are learning to understand, speak, read and write. As children view their world as a whole, rather than in parts, an integrated approach is used. The activities include grammar, phonics, listening, speaking through role-plays and printing complete sentences. Graphics are used extensively to promote understanding, and are integrated with the speaking, reading and writing activities.

Note: You are the teacher – do it your way!

We wish you success with your classes,
Daisy Stocker B.Ed. M.Ed. George Stocker D.D.S.
Learning English with Laughter Ltd.

CHILDREN'S ESL CURRICULUM:



MYSTERIOUS ISLAND

CONTENTS



Lesson 1	Signals from Space	1
Lesson 2	Packing up for Mysterious Island	6
Lesson 3	A Violent Storm	11
Lesson 4	A Narrow Escape	16
Lesson 5	Is this Mysterious Island?	21
Lesson 6	A Friendly Surprise	26
Lesson 7	Returning to the Boat	31
Lesson 8	Homeless	36
Lesson 9	Should They Trust these Strangers?	41
Lesson 10	Deep in the Forest	46
Lesson 11	A Destroyer in the Woods	51
Lesson 12	An Uncomfortable Night	56
Lesson 13	Twill Can Help	61
Lesson 14	A Home in a Tree	66

CHILDREN'S ESL CURRICULUM:

MYSTERIOUS ISLAND

INDEX OF PHONICS AND GRAMMAR



Consonant blends

review – 33

Nouns

common and proper nouns, pronouns – 4, 9

singular and plural – 29, 34, 38, 43, 49, 55

subject pronouns – 38, 43, 53, 59, 69

object pronouns – 48, 53, 59, 69

noun categories – 54



Writing Sentences

Cloze exercises – 4, 23, 26, 62

sentence structure – 14, 19

writing sentences – 2, 11, 16, 17, 21, 22, 27, 31, 36, 42, 46, 51, 61, 66, 67

expressing creative ideas – 28, 30, 32, 37, 52, 57

subjects – 39, 44, 54

questions – 41



Verbs

identifying – 14, 19, 49

using – 19, 24

linking verbs – 58, 59, 69

present tense – 63

third person singular – 63, 64, 68



Vowels

long and short review – 3

Compound Words

forming – 8, 13, 53

Vowel Consonant and Vowel Digraphs

review – 18

Punctuation

capital letters, periods – 11, 14, 17, 27, 28, 31, 47, 66

question marks – 11, 41



Objectives – To Review: vocabulary, oral language, long and short vowels, nouns

To Teach: introduction of the characters, reading, reading comprehension, role-plays, completing **sentence** answers

This lesson introduces the main characters and sets the stage for what will happen next. Explain that "..." means they are to complete the sentence getting help from the box at the bottom of the page. **All answers must be in sentences.**


Have the children read and discuss the narrative, then role-play the dialogue, changing roles several times.

A "device" is any machine made to perform a specific task. The dialogue is read from left to right.

SIGNALS FROM SPACE

Ruth and Spencer have just returned from spending the summer on Saturn. Their alien friends, Ned and Nell, have brought them home in their rocket. They are having dinner with Ruth and Spencer's parents.

As they sit at the table, Ned and Nell talk about the strange radio signals that they have been hearing. They plan to leave for a far away island to study them. Spencer and Ruth's parents work at the university. They have been studying radio waves from space, too.



1. Do you have a cell phone or device that picks up radio waves?

Yes, I have a device that picks up...

Yes, I have a cell phone that picks up...

No, I don't have a device that picks up...

No, I don't have a cell phone that picks up...

Have the children role-play the dialogue and **answer the questions in sentences** using phrases from the box.

As they finish dinner they talk about the strange signals coming from beyond Pluto.



Very early the next morning, when it was still dark, Ned and Nell took off for the far away island. They traveled by rocket.

1. Where were Ruth and Spencer during the summer?

2. Who brought them home?

3. What are Ned and Nell going to study?

4. Where are Ned and Nell going to go?

5. What are Ned and Nell going to do?

They were ...
... brought them home.

They are going to study the...
They are going to go to...

Long and short vowel review: Have the children repeat the name written under each picture.

These words may be new to children who are just beginning this series.

They are to draw a line from each picture to the sentence that tells about the sound of the underlined letter.

Note: It may be helpful to remind them that the letter's alphabet name is the same as the long sound.



drummer



cup and saucer



sun




plate

I hear the
short vowel sound.



elbow



run

I hear the
long vowel sound.



knife



bus



face



cave

Review of common nouns, proper nouns and pronouns.

Have the children print the nouns on the train cars and then complete the sentences using the same nouns.
They may have difficulty completing the sentences if they are new to this series.



Print these nouns on the right train car.

aliens	rocket	Spencer
Earth	we	signals
Pluto	it	They

Use the nouns on the noun car to complete the sentences.

- Ned and Nell are _____.
- Ned, Nell, Spencer and Ruth flew to _____.
- The radio _____ are coming from beyond _____.
- Our solar system has nine planets. _____ travel around the sun.
- Ruth and _____ spent the summer on Saturn.
- Mercury is the closest planet to the sun, so _____ is very hot.
- Earth is our planet. _____ live on it.
- Ned and Nell drive a _____.

The children are to choose phrases from the box to **answer the questions in sentences.**

- Did you ever ride in a rocket? _____.
- Would you like to fly through space? _____.

Yes, I'd like to fly through space.

No, I wouldn't like to fly through space.


Yes, I rode in a rocket.

No, I didn't ever ride in a rocket

Have the children read the paragraph at the top of the page orally several times.

Read this paragraph and try the crossword puzzle.
Look in the paragraph to find all the words you need to complete the crossword.

Spencer and Ruth's parents are doing research at the university.
They hear strange radio signals. Ned and Nell had heard them too.
They will travel to a far away island to learn more about the signals.
What if unfriendly aliens are sending the signals?
Do they have laser lights? It's scary!



ACROSS

- 1 someone doesn't want to be friends
- 3 rocks and trees surrounded by water
- 4 different
- 5 you work to find out about something
- 8 you listen to it
- 9 you go to another place

DOWN

- 1 you study there
- 2 a very, very strong light
- 6 frightening
- 7 you do it with your ears

CHILDREN'S ESL CURRICULUM:

LEARNING ENGLISH WITH LAUGHTER

PRACTICE BOOK 5A:

MYSTERIOUS ISLAND

Second Edition in Color

An Interactive Ready to Use Approach to Teaching English to Children

*Mysterious Island Includes a Student Book, Practice Book,
Teacher's Guide with a Final Test, and Answers to Student Book and
Test Questions.*

*The Children Will: Travel with the Storybook Characters, Experience
Paragraph Reading, Participate in Role-play Activities, Choose and
Copy phrases to Write Sentence Answers to Questions, and Express
Creative Ideas through Drawing Speaking and Writing.*

*George and Daisy Stocker
Learning English with Laughter Ltd.
Victoria, B.C. Canada*

V8X 3B6


E-mail: info@successfulesl.com

The students are to answer all questions in complete sentences. **Phrases and/or words will be provided in a box at the bottom of the page for many lessons. This ensures that they are using the correct grammar as they write the answers and provides repetition of the use of the verb tenses.** Later the students will learn to use the content of the dialogues, questions or paragraphs to form their sentences. This skill, that requires understanding of the content, will assist them throughout all their English

SIGNALS FROM SPACE

Everyone has returned to Earth after spending the summer on Saturn.
You and your friend are having dinner with Ned, Nell and the family.

1. Draw yourself, your friend, Spencer and Ruth sitting at the table.



1. What are Ned and Nell going to study?
2. How do you feel as you listen to Nell?

I'd feel...

excited

scared

worried

confused

interested

Many pages require the students to draw their understanding of the text. Some children will spend all their time drawing and neglect answering the questions. **Give them instructions regarding what they are to do first.**

1. Print the names on the planets and on the sun.

Mercury

Venus

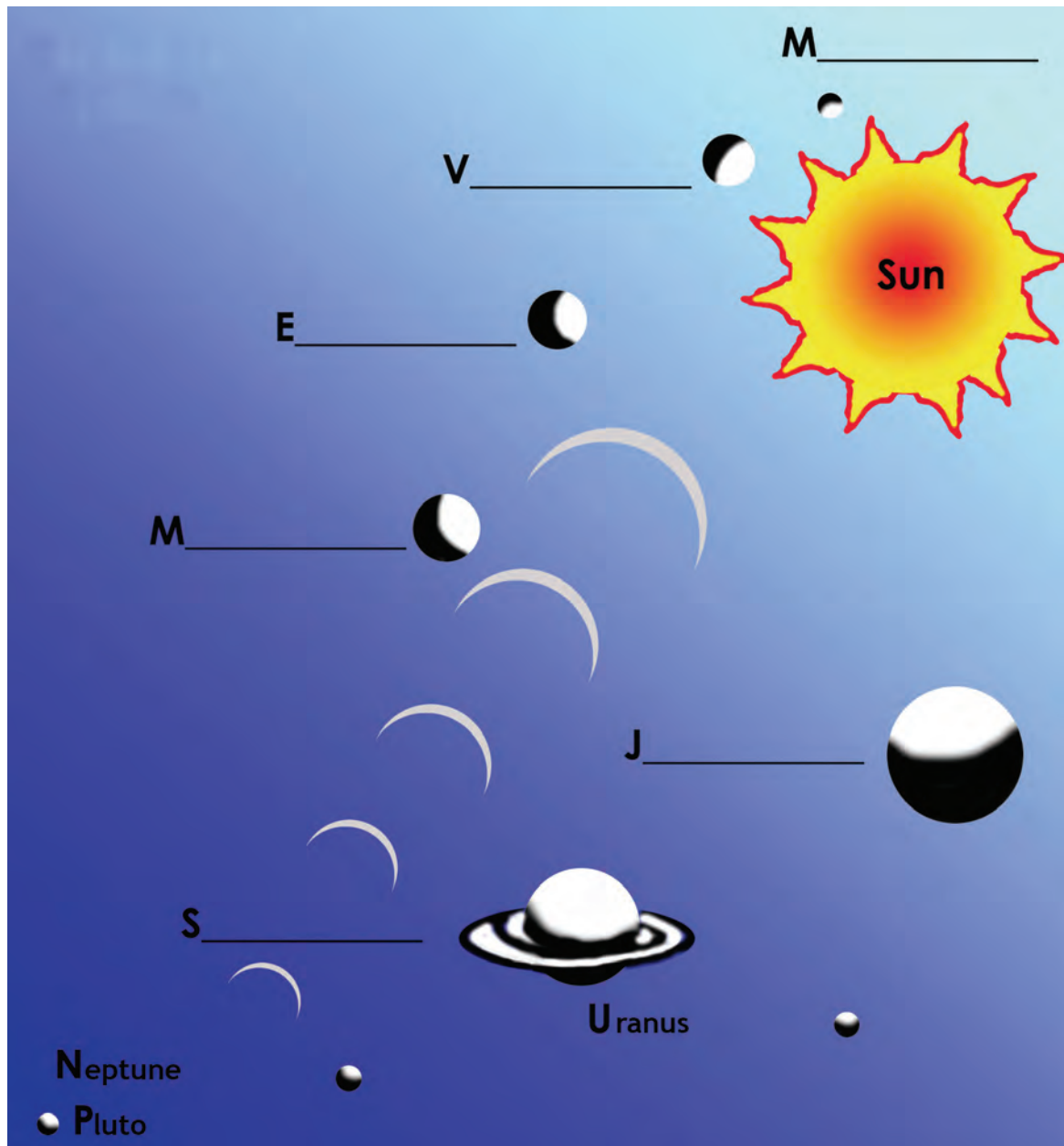
Earth

Mars

Jupiter

Saturn

2. Color the radio waves green.



Complete the sentence.

3. _____, _____ and _____ are the farthest from the sun.

CHILDREN'S ESL CURRICULUM:

LEARNING ENGLISH WITH LAUGHTER

TEACHER'S GUIDE 5A:

MYSTERIOUS ISLAND

Second Edition in Color

An Interactive Ready to Use Approach to Teaching English to Children

*Mysterious Island Includes a Student Book, Practice Book,
Teacher's Guide with a Final Test, and Answers to Student Book and
Test Questions.*

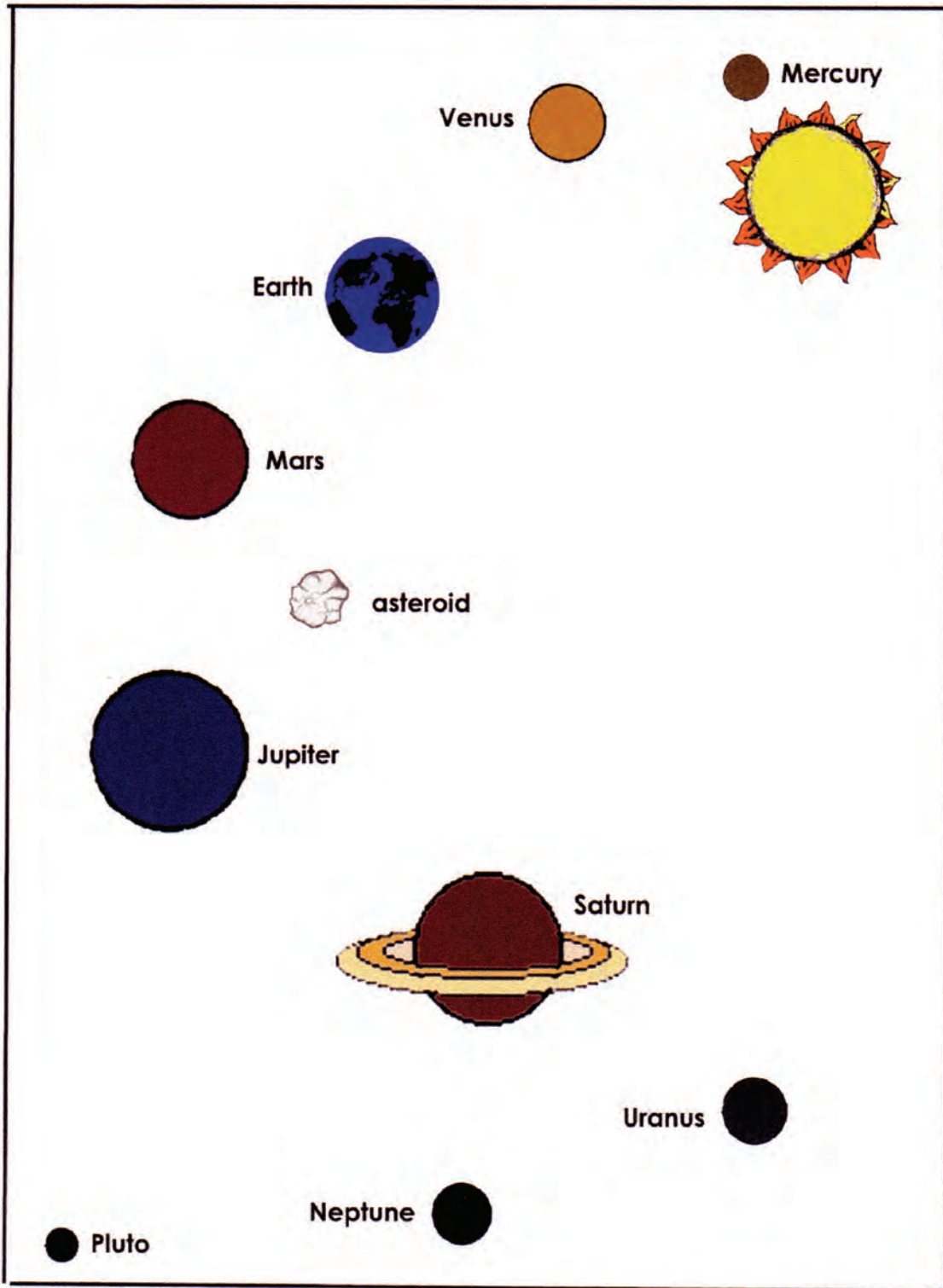
*The Children Will Listen, Participate in Picture Bingo Games that
Promote Oral Understanding Plus Large and Small Group Grammar
Activities. Teachers Will Find Four Unit Tests and a Final test with
Test Answers.*

*George and Daisy Stocker
Learning English with Laughter Ltd.
Victoria, B.C. Canada
V8X 3B6*

E-mail: info@successfulesl.com

BOOK 5A TEACHER'S GUIDE

We suggest that if the children are new to this Learning English with Laughter Series, this picture of our solar system should be discussed before starting to play Picture Bingo. This will not be necessary if they have completed Book 4B.



BOOK 5A TEACHER'S GUIDE

HOW TO PLAY PICTURE BINGO

Give each student one Bingo Card. For classes with more than 10 students, two or three students can have copies of the same card. It's best if those with identical cards are sitting apart.

The teacher calls the captions listed below in any order. The children are to mark the picture that matches the caption. For the first game they can all mark their picture with a small red **X**. (Or they can use a small pebble or a bean for a marker.) When they have a horizontal, vertical or diagonal row of pictures with a red **X** in each box, they are to call **BINGO**. The diagonal row must go from corner to corner. The central BINGO box is free.

It is important that the children be allowed to help each other or be given teacher assistance. They should all find the correct picture to match the caption that is called. Although after playing two or three games they can be encouraged to work more independently, children should still be given help where needed.

PRIZES: The winners will be delighted with a star drawn on their card or a rubberstamp picture. The same BINGO card can be used for five or six games. To do this, have them use a different colored pencil for each game. For example, they might use red, then blue, then green and so on. While playing this game, the children are highly motivated to learn by listening, understanding and associating the meaning to the picture. They are learning basic grammar without formal teaching.

**This game will review some of the vocabulary used in the previous books of this series.
Play this game to introduce Book 5A.**

BINGO 1 CAPTIONS (Call in any order.)

There are three nouns on the car.
Mercury is the planet that is the closest to the sun.
This is Earth.
Buzz and Click are running because they are terrified.

There are three verbs on the car.
The Lightwizard is in his laboratory.
Ruth crouches.
The planet Pluto is the farthest from the sun.
The Lightwizard send laser rays from his mansion.
The trees are taller than Uncle Abel.
This is the train station.
Buzz is doing his homework.

It is a proper noun.
Sophie is standing on a rock.
This is a ball of string.
The four aliens hid in a tree.
The friends flew to Saturn on a rocket.
This is an exclamation mark.
No one is sitting at the table.
Ned and Nell are at the table with Spencer's family.

They took the jetjumper to their rocket.
Aunt Lucy has a gift for Spencer's family.
Spencer and Ruth are standing with their parents.
Buzz and Click must go to school.


BINGO 1 ENRICHMENT CAPTIONS

This is the noun car.
This is the hottest planet.
We live on Earth.
Buzz and Click are running because they are scared.
This is the verb car.
He works with light in his laboratory.
Ruth pours water from a dish.
Pluto is the smallest planet.
Laser rays are very powerful.
The trees look down on Uncle Abel.
The train station is closed for the night.
He is studying verbs.

It is a big city.
She points below.
You can tie a knot in it.
They hid in the leafy tree.
Rockets are fast and dangerous.
It is used when the story is exciting.
There are no plates on the table.
Ned and Nell are having dinner with Ruth's family.
The jetjumper has seats for four people.
Nell will take a gift to Ruth's parents.
They are standing and talking with their parents.
Buzz and Click are working together.
























BOOK 5A TEACHER'S GUIDE

Bingo 1 Teacher's Copy

 <p>There are three nouns in the car.</p>	 <p>Mewrcury is the planet closest to the sun.</p>	 <p>This is Earth.</p>	 <p>Buzz and Click are running because they're terrified.</p>	 <p>There are three verbs in the car.</p>
 <p>The Lightwizard is in his laboratory.</p>	 <p>Ruth crouches.</p>	 <p>The planet Pluto is farthest from the sun.</p>	 <p>The Lightwizard sends rays from his mansion.</p>	 <p>The trees are taller than Uncle Abel.</p>
 <p>This is the train station.</p>	 <p>Buzz is doing his homework.</p>	<p>BINGO</p>	<p>Hong Kong</p> <p>It is a proper noun.</p>	 <p>Sophie is standing on a rock.</p>
 <p>This is a ball of string.</p>	 <p>The four aliens hid in a tree.</p>	 <p>The friends flew to Saturn in a rocket.</p>	 <p>It is an exclamation mark.</p>	 <p>No one is sitting at the table.</p>
 <p>Ned and Nell are at the table with Spencer's family.</p>	 <p>They took the jetjetter to their rocket.</p>	 <p>Aunt Lucy has a gift for Spencer's family.</p>	 <p>Ruth and Spencer are standing with their parents.</p>	 <p>Buzz and Click must go to school.</p>

BOOK 5A TEACHER'S GUIDE

Bingo 1 Enrichment Copy

 <p>This is the noun car.</p>	 <p>This is the hottest planet.</p>	 <p>We live on Earth.</p>	 <p>Buzz and Click are running because they are scared.</p>	 <p>This is the verb car.</p>
 <p>He works with light in his laboratory.</p>	 <p>Ruth pours water from a dish.</p>	 <p>Pluto is the smallest planet.</p>	 <p>Laser rays are very powerful.</p>	 <p>The trees look down on Uncle Abel.</p>
 <p>The train station is closed for the night.</p>	 <p>He is studying his verbs.</p>	<p>BINGO</p>	<p>Hong Kong</p> <p>It is a big city.</p>	 <p>She points below.</p>
 <p>You can tie a knot in it.</p>	 <p>They hid in the leafy tree.</p>	 <p>Rockets are fast and dangerous.</p>	 <p>It is used when the story is exciting.</p>	 <p>There are no plates on the table.</p>
 <p>Ned and Nell are having dinner with Ruth's family.</p>	 <p>The jetjumper has seats for four people.</p>	 <p>Nell will take a gift to Ruth's parents.</p>	 <p>They are standing and talking with their parents.</p>	 <p>Buzz and Click are working together.</p>

TEST: BOOK 5A NAME: _____

TEST MARKS: TOTAL: 100 marks

Check that the instructions are understood.

Depending on the group you may wish to give the test one page at a time.

Page 1: #1 - 9 marks Tell the students to cross out the words as they print them on the train.

#2 - 12 marks

#3 - 18 marks

#4 - 8 marks

Page 2: #5 - 12 marks

#6 - 8 marks

#7 - 4 marks

Page 3 #8 - 24 marks

#9 - 5 marks Stress sentence answers for # 8 and #9.



1. Print these nouns on the right train car. (1 mark each)

you	Spencer	planet
radio	them	Bor
her	night	Ruth

2. Choose words from the list below to make compound words. (2 marks each)

life_____	to_____				
some_____	in_____				
out_____	pack_____				
side	thing	sack	jacket	side	day

3. Print the verbs in the past tense. (3 marks each)

1. They (to be) _____ tired so they (*to sleep*) _____ on the beach.
2. They (*to find*) _____ their bags and (to take) _____ them from the wreck.
3. They (*to see*) _____ the wreck. It (to sit) _____ on the big rock.