


CHILDREN'S ESL CURRICULUM LEARNING ENGLISH WITH LAUGHTER

Student Book 3B Adventures in Canada
Second Edition in Color



Daisy A. Stocker B.Ed., M.Ed.
George A. Stocker D.D.S.

CHILDREN'S ESL CURRICULUM:

LEARNING ENGLISH WITH LAUGHTER

STUDENT BOOK 3B: ADVENTURES IN CANADA

Second Edition in Color

An Interactive Ready to Use Approach to Teaching English to Children.

*This Series Includes a Student Book, Practice Book,
and a Teacher's Guide with a Final Test.*

*The Children Will Listen, Repeat, Learn Sound-Symbol Relationships,
Participate in Role-play Activities, Experience Paragraph Reading,
Choose Copy and Write Sentence Answers to Questions,
Draw to Express their Understanding.*

*George and Daisy Stocker
Learning English with Laughter Ltd.
Victoria, B.C. Canada
V8X 3B6
E-mail: info@successfulesl.com*

CHILDREN'S ESL CURRICULUM:

Learning English with Laughter Ltd. publication © Copyright 2013 by George and Daisy Stocker.
ALL RIGHTS RESERVED.

Printing and or photocopying for sale is prohibited.

Learning English with Laughter Ltd. makes every attempt to present the English language in a form appropriate to the linguistic changes occurring in English around the world. Learning English with Laughter Ltd. makes no representation or warranty, either expressed or implied as to the accuracy, timeliness, or completeness of the content contained in this book. Learning English with Laughter Ltd. makes no representation or warranties of any kind, expressed or implied, about the completeness, accuracy, reliability, suitability or availability with respect to the information contained in this document for any purpose. Any reliance you place on such information is therefore strictly at your own risk.

The authors shall not be liable for any loss incurred as a consequence of the use and application, directly or indirectly, of any information presented in this work. Sold with the understanding, the authors are not engaged in rendering professional services or advice. If advice or expert assistance is required, the services of a competent professional should be sought.

The company, product and service names used in this web site are for identification purposes only. All trademarks and registered trademarks are the property of their respective owners. . Learning English with Laughter Ltd. is not affiliated with any educational institution.

ISBN-

ISBN-

Published by:

Learning English with Laughter Ltd.

10 – 1030 Hulford Street

Victoria, B.C. Canada V8X 3B6

Visit us on the Web at:

ESL Curriculum: <http://www.successfulesl.ca>

Successful ESL: <http://www.esl-curriculum.ca>

English for Chinese: <http://www.englishforchinese.ca>

Printed in the USA

Customization of your covers

You may be interested in the customization of your covers. (White Label Services)

This personalizes your textbooks and makes them a visible part of your school's curriculum.

For this service contact us at: info@successfulesl.com

Members of our team with professional degrees have combined years of teaching experience and editing to produce these teaching materials.

Team Members for this publication:

Editors:

Daisy A. Stocker B.Ed., M.Ed.

Dr. George A. Stocker D.D.S.

CHILDREN'S ESL CURRICULUM:

A "LEARNING ENGLISH WITH LAUGHTER" PUBLICATION

STUDENT BOOK 3B: ADVENTURES IN CANADA

Second Edition in Color

**Originally Copyrighted 2007
Second Edition Copyrighted 2013,
Learning English With Laughter Ltd.
10 – 1030 Hulford Street
Victoria, B.C. Canada V8X 3B6
website: <http://www.esl-curriculum.ca>**

**No part of this book may be reproduced for sale in any form or by any means
without permission in writing from Successful ESL Ltd.**

**Learning English with Laughter Ltd.
Daisy A. Stocker B.Ed., M.Ed. and George Stocker D.D.S
1030 Hulford Street
Victoria, B.C., Canada, V8X 3B6
<http://www.esl-curriculum.ca>
e-mail: learning@efl-esl.com**



CHILDREN’S ESL CURRICULUM:

BOOK 3B: ADVENTURES IN CANADA

STUDENT BOOK

This sixth book of our Children’s ESL Curriculum continuous series has an interest level appropriate for children 12 years of age and younger who are learning to understand, speak, read and write English as a second language.

It is assumed that they will have been introduced to the alphabet, beginning consonant sounds, and short vowel sounds. This book stresses the teaching of consonant blends. It introduces a new vocabulary of about 162 words that is built upon the vocabulary in earlier books in the series. Role-plays are an important part of this book. Pictures are provided throughout to facilitate understanding. Reading skills are developed by providing word repetition, phonics and dialogues. If the students are new to this series, the activities available in Guide Book 3A will help them to build the necessary speaking and reading vocabulary. The crossword puzzles reinforce the material that has been introduced.

The basic teacher instructions are given in small boxes on each page. It is important that the teacher repeat each question and guide the children’s sentence answers. In this way the children are learning basic sentence structure and grammar.

TEACHER’S GUIDE

The colorful games provided in this Guide motivate learning. The children will always want to play again. The games also provide essential listening and speaking activities that build vocabulary and sentence structure. They are a very important part of the program.

PRACTICE BOOK

This book provides independent work for the children. The students will need a brief explanation of what they are to do before starting the pages that accompany each lesson.

Each student travels with the storybook characters and a classroom or an imaginary friend. This encourages imaginative ideas and stimulates student interest. The activities include drawing, printing, reading, printing question answers, role-plays and drawing their understanding of a situation. At this level sentence answers are shown in boxes. These provide the students with spelling, the correct verb tense needed to answer the questions and the word order of the sentences.

TEACHING PHILOSOPHY

This series is introducing English to young children as a second language where they are learning to understand, speak, read and write. As young children view their world as a whole, rather than in parts, an integrated approach is used. The activities include grammar, phonics, listening, saying or singing song verses, speaking through role-plays and printing. Graphics are used extensively to promote understanding, and are integrated with the speaking, reading and writing activities.


Note: You are the teacher – do it your way!

We wish you success with your classes,
Daisy Stocker B.Ed. M.Ed. George Stocker D.D.S.
Learning English with Laughter Ltd.

CHILDREN'S ESL CURRICULUM:

STUDENT BOOK 3B: ADVENTURES IN CANADA

CONTENTS:



Lesson 15	Can Aliens Swim?	46
Lesson 16	Walking to the Beach	49
Lesson 17	Learning to Swim	52
Lesson 18	Rowing a Boat	55
Lesson 19	Fishing in the Ocean	58
Lesson 20	Animal Island	61
Lesson 21	Exploring the Island	64
Lesson 22	A Terrible Smell	67
Lesson 23	A Picnic in the Mountains	70
Lesson 24	Hiking in the Mountains	73
Lesson 25	Mountain Animals	76
Lesson 26	Looking for Gold	79
Lesson 27	The Ski Resort at Night	82
Lesson 28	Learning to Ski	85

CHILDREN'S ESL CURRICULUM:

STUDENT BOOK 3B ADVENTURES IN CANADA



INDEX OF PHONICS AND GRAMMAR

Speaking and Reading Paragraphs:

46, 49, 52, 55, 58, 61, 64, 67, 73, 76, 79, 82, 83, 85, 86

Role-plays:

46, 47, 49, 52, 55, 57, 60, 64, 69, 70, 73, 76, 79, 82, 83, 85, 86

Consonant Blends:

48, 50, 53, 54, 56, 59, 62, 63, 65, 68, 71, 72, 77, 78, 80, 83, 84, 87, 88

Choosing and writing sentence Answers to Questions: 47, 48, 50, 57, 60, 62, 64, 65, 67, 68, 70, 71, 73, 76, 77, 78, 79, 80, 82, 83, 84, 85, 86, 87, 88

Following Printed Directions for Drawing, Printing and Coloring:

54, 55, 58, 59, 60, 61, 62, 63, 67, 73, 75, 76, 78, 84, 85, 87, 88

Choosing Words to complete sentences: 69, 81

Picture – Word Matching - 51, 71

Picture – Sentence Matching – 72

Consonants-Vowel Blends – 72, 78

Crossword Puzzles – 51, 66, 81

Printing, Singing or Saying Rhymes: 47, 61

STUDENT BOOK 3B

What will you read about in this book?

Spencer, Ruth and their friends from Saturn visit Canada.



The aliens aren't very good at swimming.




There are thieves in the woods.



The friends ride a sleigh through the woods.



Click catches a monster fish.



Aliens can't ski!

Objectives: To review – Book 3A scenario and characters, vocabulary, consonant blends
To Teach – reading narrative paragraphs, speaking through role-plays, rhyming words, answering questions

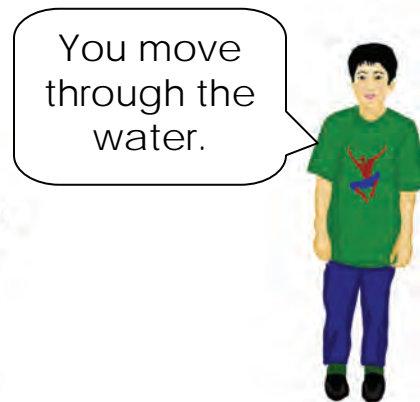



CAN ALIENS SWIM?



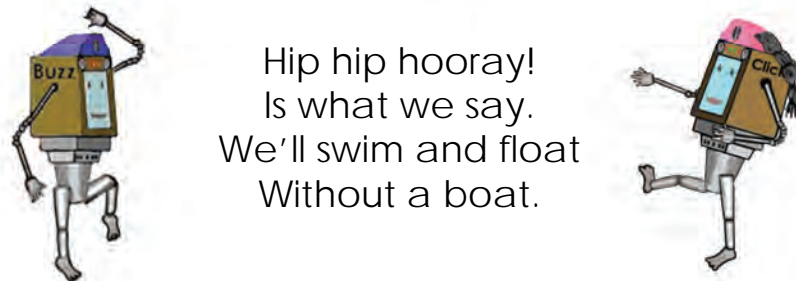

Spencer and Ruth are visiting in Canada.
 They are having a holiday with four
 Alien friends from Saturn.



They all rode to Canada
 in a rocket.
 Last night they slept
 in a campsite near the beach.



Discuss the characters as necessary. Role-play the dialogue several times.



Say the song with Buzz and Click.
 Read the questions and print the answers.
 Choose the answers from the box.

1. Can you swim?

2. Do you like to dance?

3. Print the rhyming words in the song.

Yes, I can swim.
 No, I can't swim.
 Yes, I like to dance.
 No, I don't like to dance.

This is a review of consonant blends taught in Book 3A. Have the children point to and name the pictures.
 -acrobat on a trapeze, sweater, princess, star, stomach, clown, firecracker, thief, bread.
 They may need help with the vocabulary and reading the instructions if they are new to this program.

Print the missing letters.



The acrobat is
 on a ___ ___apeze.



This ___ ___eater
 has long sleeves.



The beautiful
 ___ ___incess is
 wearing a ___ ___own.



Ned has a ___ ___ar
 on his ___ ___omach.

Print the missing letters and the answers. Choose answers from the box.



This ___ ___own
 has ___ ___ots on
 his clothes.

1. Do you like his clothes?



This is a firecracker
 goes ba ___ ___.

2. Do firecrackers go ba ___ ___?



There is a ___ ___ief
 hiding behind the
 ___ ___ee?

3. Color the thief.



4. Do you eat ___ ___ead
 for breakfast?

Yes, firecrackers go bang.

No, firecrackers don't go bang.

Yes, I like his clothes.

No, I don't like his clothes.

Yes, I eat bread for breakfast.

No, I don't eat bread for breakfast.

CHILDREN'S ESL CURRICULUM:

LEARNING ENGLISH WITH LAUGHTER

PRACTICE BOOK 3B: ADVENTURES IN CANADA

Second Edition in Color

An Interactive Ready to Use Approach to Teaching English to Children.

*This Series Includes a Student Book, Practice Book,
and a Teacher's Guide with a Final Test.*

*The Children Will Listen, Repeat, Learn Sound-Symbol Relationships,
Participate in Role-play Activities, Experience Paragraph Reading,
Choose Copy and Write Sentence Answers to Questions,
Draw to Express their Understanding.*

*George and Daisy Stocker
Learning English with Laughter Ltd.
Victoria, B.C. Canada
V8X 3B6
E-mail: info@successfulesl.com*

PRACTICE BOOK 3B LESSON 15


The students will participate in the following:
Copying sentence answers from a list:
 This activity provides visual and kinesthetic modes of learning, also auditory learning when they are working with a partner or in a group. The children are learning through repeatedly reading, seeing, hearing and printing the correct grammar and sentence structure.

Drawing pictures to illustrate specific instructions or ideas:
 This activity reinforces the students understanding of the phrases, sentences or paragraphs.


First the children need to read and understand the question, then read and choose the correct answer. Not all answers in the list are correct.

Choose sentences from the box and write your answers on the lines.

Hi! I'm Buzz.
What is your name?



1. Print your answer to Buzz's question.



My name is Nell.
I'm from Saturn.
2. Where are you from?



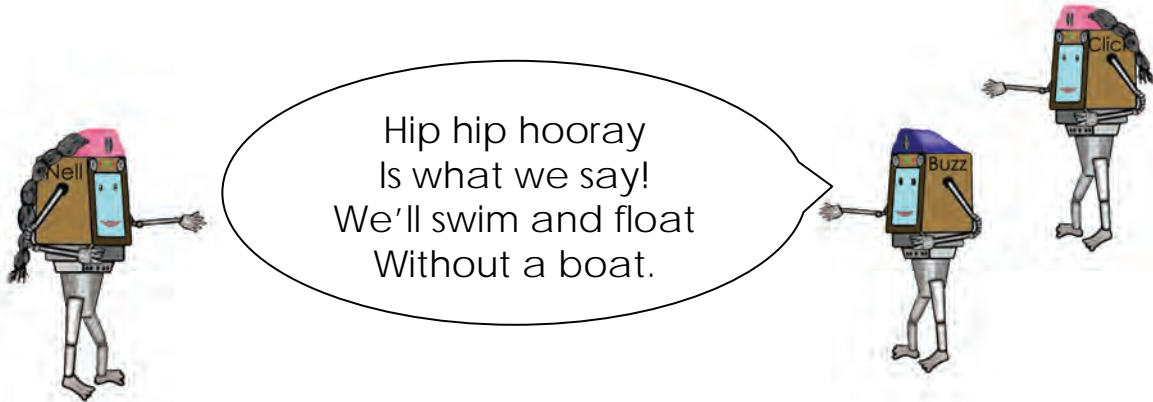
My name is Ruth.
I live on Earth.
3. Do you live on Earth?




We want to learn to swim.
4. Can you swim?

- | | |
|-----------------------|----------------------------|
| Yes, I can swim. | No, I can't swim. |
| My name is | No, I don't live on Earth. |
| Yes, I live on Earth. | I'm from Saturn. |
| I'm from Earth. | |

Sing the song. Read the questions and choose the answers from the box.



1. How do the Aliens feel? _____
2. Do the Aliens want to swim? _____
3. Would swimming make you happy? _____



4. Who is worried about sinking? _____
5. Who will help Ned? _____
6. Would you worry about sinking? _____
7. Can you float in the water? _____

Yes, it would make me happy. The Aliens feel happy. Ned is worried about sinking. Yes, I'd worry about sinking. Yes, I can float in the water. Yes, they want to swim.	No, it wouldn't make me happy. Spencer will help Ned. No, I wouldn't worry about sinking. No, I can't float in the water. No, they don't want to swim.
---	--

CHILDREN'S ESL CURRICULUM:

LEARNING ENGLISH WITH LAUGHTER

TEACHER'S GUIDE: BOOK 3B:

ADVENTURES IN CANADA

Second Edition in Color

An Interactive Ready to Use Approach to Teaching English to Children.

*This Series Includes a Student Book, Practice Book,
and a Teacher's Guide with a Final Test.*

*The Children Will Listen to the Game Captions
then Identify and Respond to the Corresponding Picture
on their Game Card.*

*George and Daisy Stocker
Learning English with Laughter Ltd.
Victoria, B.C. Canada*

V8X 3B6

E-mail: info@successfulesl.com

HOW TO PLAY PICTURE BINGO

Give each student one Bingo Card. For classes with more than 10 students, two or three students can have copies of the same card. It's best if those with identical cards are sitting apart.

The teacher calls the captions listed below in any order. The children are to mark the picture that matches the caption. For the first game they can all mark their picture with a small red **X**. When they have a horizontal, vertical or diagonal row of pictures with a red **X** in each box, they are to call **BINGO**. The diagonal row must go from corner to corner. The central BINGO box is free.

It is important that the children be allowed to help each other or be given teacher assistance. They should all find the correct picture to match the caption that is called. Although after playing two or three games they can be encouraged to work more independently, children should still be given help where needed. The underlined words are new.

PRIZES: The winners will be delighted with a star drawn on their card or a rubberstamp picture. The same BINGO card can be used for five or six games. To do this, have them use a different colored pencil for each game. Alternatively, to cut expenses place the colored pages in plastic sheet protectors and seal the open end with masking tape. Use small objects such as beans for markers. While playing this game, the children are highly motivated to learn by listening, understanding and associating the meaning to the picture. They are also learning basic grammar without any formal teaching.

This game will review some of the vocabulary used in the previous books of this series.

Play this game to introduce to Book 3B. The children will learn quickly if they play often.

BINGO 1 CAPTIONS (Call in any order.)

This is Spencer's sister, Ruth.
 This is Ruth's brother, Spencer.
 Nell comes from Saturn.
 This is a green jacket.
 This is Earth.
 This is Saturn.
 This is a robot dog store.
 Rockets go very fast.
 Buzz runs and claps.
 This is a Whizzo chocolate bar.
 Pancakes and bacon are good.
 They run on the bridge.
 There's a present in the box.
 The swing is under the tree.
 It's a loaf of bread.
 It's nine o'clock.
 The crab has ten legs.
 Spencer is wearing a T-shirt.
 Buzz can dance.
 It's a sweater.
 It's a pair of socks.
 There's a star on Ned's stomach.
 Click has a cell phone.
 Seals live beside the water.

BINGO 1 ENRICHMENT CAPTIONS

























Ruth is Spencer's sister.
 Spencer is Ruth's brother.
 Nell has a long braid.
 This jacket has a zipper.
 We live on Earth.
 The planet Saturn has rings.
 This store sells robot dogs.
 The rocket has fire.
 Buzz runs fast.
 The chocolate bar looks good.
 The pancakes are on a blue plate.
 A robot dog is on the bridge.
 The box has a ribbon.
 The tree has a swing.
 The loaf of bread is long and brown.
 The clock says nine o'clock.
 The crab is in the water.
 Spencer is wearing a red T-shirt.
 Buzz dances.
 The green sweater has long sleeves.
 These socks are red.
 Ned has a red star.
 Click talks on her cell phone.
 The seal is on a rock.

BINGO 1


TEACHER'S COPY

 <p>This is Spencer's sister, Ruth.</p>	 <p>This is Ruth's brother, Spencer.</p>	 <p>Nell comes from Saturn.</p>	 <p>This is a green jacket.</p>	 <p>This is Earth.</p>
 <p>This is Saturn.</p>	 <p>This is a robot dog store.</p>	 <p>Rockets go very fast.</p>	 <p>Buzz runs and claps.</p>	 <p>This is a Whizzo chocolate bar.</p>
 <p>Pancakes and bacon are good.</p>	 <p>They run on the bridge.</p>	<p>BINGO</p>	 <p>There's a present in the box.</p>	 <p>The swing is under the tree.</p>
 <p>It's a loaf of bread.</p>	 <p>It's 9 o'clock.</p>	 <p>The crab has ten legs.</p>	 <p>Spencer is wearing a T-shirt.</p>	 <p>Buzz can dance.</p>
 <p>It's a sweater.</p>	 <p>It's a pair of socks.</p>	 <p>There's a star on Ned's stomach.</p>	 <p>Click has a cell phone.</p>	 <p>Seals live beside the water.</p>

BINGO 1 ENRICHMENT COPY

<p>Ruth is Spencer's sister.</p> 	<p>Spencer is Ruth's brother.</p> 	<p>Nell has a long braid.</p> 	<p>This jacket has a zipper.</p> 	<p>We live on Earth.</p> 
<p>The planet Saturn has rings.</p> 	<p>DOG STORE THE BEST DOGS ON SATURDAY This store sells robot dogs. WE SELL THE BEST!</p> 	<p>The rocket has fire.</p> 	<p>Buzz runs fast.</p> 	<p>The chocolate bar looks good.</p> 
<p>The pancakes are on a blue plate.</p> 	<p>A robot dog is on the bridge.</p> 	<p>BINGO</p>	<p>The box has a ribbon.</p> 	<p>The tree has a swing.</p> 
<p>The loaf of bread is long and brown.</p> 	<p>The clock says nine o'clock.</p> 	<p>The crab is in the water.</p> 	<p>Spencer is wearing a red T-shirt.</p> 	<p>Buzz dances.</p> 
<p>The green sweater has long sleeves.</p> 	<p>These socks are red.</p> 	<p>Ned has a red star.</p> 	<p>Click talks on her cell phone.</p> 	<p>The seal is on a rock.</p> 

BINGO 1 CARD 1



ANIMAL REVIEW 2

Use this activity near the beginning of Book 3B, Adventures in Canada, after the first "Animal Review" activity.

This is similar to the earlier "Animal Review", but this time the children must remember the name without reading.

Place the cards upsidedown on the table.

The students take turns picking up a card and naming the animal, insect, bird or reptile.

**If they are right, they keep the card for the duration of the game.
If they make a mistake, they put the card at the bottom of the pile.**

The student(s) with the most cards wins.

**Prizes such as a stamp or a drawn star on a small piece of paper are very appropriate.
Sometimes the children like to have these put on the back of one of their books.**



PICTURE BINGO 2

For directions on how to play Picture Bingo go to Page 53 of this Guide.

These captions are also shown with their corresponding pictures on Pages 82 and 83.

Call them in a different order for each game.

The Enrichment Captions review the vocabulary that has been taught and introduce some new words.

The new words are underlined on this page only.

This Bingo Game reviews the vocabulary taught in Lessons 1 to 5.

Bingo 2 Captions

There are four aliens.
 The rocket is flying to Canada.
 Buzz and Click dance.
 Spencer is wearing his bathing suit.
 The firecracker goes bang.
 Crabs live in the salty ocean.
 It's a crowd of people.
 Nell swims with a life preserver.
 Spencer is thinking about his flippers.
 Ned floats on the water.
 The water is up to Ruth's shoulders.
 Click kicks when she swims.
 Ned put both oars in the water.
 Nell fell in the water.
 They are fishing.
 Ned has a towel.
 The birds are above the water.
 The plane is going up.
 The fish is on the plate.
 The chipmunk lives in the tree.
 Saturn is far from Earth.
 This is a fishing rod.
 It's a pair of shoes.
 It's a sweater.

Bingo 2 Enrichment Captions

The four aliens have square heads.
 The rocket flies over the ocean.
 The two aliens dance when they are happy.
 He has a red bathing suit.
 The firecracker makes smoke.
 It has ten legs.
 There are many people together.
 Her life preserver is round.
 Spencer could swim faster with flippers.
 Ned spits out some salt water.
 Ruth's head and shoulders are above water.
 Click splashes and kicks in the water.
 Ned is learning to row.
 Nell fell out of the boat.
 They have fishing rods.
 Ned is drying himself.
 The birds are flying over the water.
 There are many windows in the plane.
 The fish is on a pink plate.
 The chipmunk jumps through the branches.
 Saturn has many rings.
 The fishing rod has a long line.
 They are running shoes.
 The sweater has long sleeves.

Answers to Page 66, Lesson 21 of the Student Book

The crossword puzzle grid is filled with the following words:

- Across:**
 - 2. animals
 - 5. towels
 - 9. grab
 - 10. trees
 - 13. salt
- Down:**
 - 1. fish
 - 3. monster
 - 4. stand
 - 6. wings
 - 8. oars
 - 12. mouth

ACROSS

- 2 There are animals on the island.
- 5. They dried themselves with towels.
- 9 Nell had to grab the boat.
- 10 Chipmunks live in trees.
- 11. The aliens learned to swim.
- 13 Oceans have salt water.

DOWN

- 1 They caught a fish.
- 3 Click caught a monster fish.
- 4 Don't stand up in a boat.
- 6. Birds have wings.
- 8 They rowed with oars.
- 12 Ned got salt water in his mouth.

PICTURE BINGO 3

For directions on how to play Picture Bingo go to Page 53 of this Guide.

These captions are also shown with their corresponding pictures on Pages 96 and 97.

Call them in a different order for each game.

The Enrichment Captions review the vocabulary that has been taught and introduce some new words.

These words are underlined on this page only.

This Bingo Game reviews the vocabulary taught in Lessons 6 to 9

NOTE: The pronoun “it” is used for animals and things.

“He” and “She” are used for people. (and aliens!)

In the enrichment captions the picture that refers to the whale says:

“It is swimming in the ocean.”

Ned is floating in the ocean so the caption says:

“He spits the salt water out of his mouth when he floats.”

Bingo 3 Captions

It's an island in the ocean.
 Ruth is rowing the boat.
 It rhymes with sail.
 It rhymes with near.
 It's sitting on a branch.
 It's a chicken.
 It's a squirrel.
 Click caught an enormous fish.
 The boats are on the sand.
 Click found a fish skeleton.
 Spencer can make rocks skip on the water.
 The birds have wings.
 Buzz dries himself with a towel.
 Ned got salt water in his mouth.
 Ned smells something terrible.
 Skunks are black and white animals.
 Grandmother is wearing a T-shirt.
 Grandfather has a cup of tea.
 There are three mountains.
 There is a fire beside the river.
 The owl says, “Whoo-whooh!”
 It's a very old car.
 It's a happy face.
 Rockets fly fast.

Bingo 3 Enrichment Captions

There are trees on the island.
 Spencer and Click are in the boat with Ruth.
 It is swimming in the ocean.
 It has antlers.
 It has stripes on its back and tail.
 It's eating grain from the ground.
 It has a big fluffy tail.
 The fish is as big as the boat.
 The boats aren't in the water.
 The skeleton is made of bones.
 His rock skipped three times.
 They use their wings to fly.
 Buzz puts the towel on his head.
 He spits the water out of his mouth when he floats.
 He puts his hand over his nose.
 They make a terrible smell when they are afraid.
 She has her hand in her pocket.
 He holds the cup and saucer in his hands.
 The mountains are covered with snow.
 The river is very cold.
 The owl calls, “Whoo-whooh!” at night.
 It has four wheels.
 There's a smile on the face.
 Fire comes from the back of the rocket.

PICTURE BINGO 4

For directions on how to play Picture Bingo go to Page 53 of this Guide.

These captions are also shown with their corresponding pictures on Pages 110 and 111.

Call them in a different order for each game.

The Enrichment Captions review the vocabulary that has been taught and introduce some new words.

These words are underlined on this page only.

This Bingo Game reviews the vocabulary taught in Lessons 10 to 14.

BINGO 4 CAPTIONS

It rhymes with "float"
 Ruth is carrying a hat.
 They are hiking boots.
 There is a bear in the snow.
 Their packsack is open.
 The raccoon is a thief.
 Click and Buzz are standing in the river.
 Ruth is panning for gold.
 This is a loaf of bread.
 Buzz and Click are riding on the chairlift.
 The moon and stars are bright.
 This is the ski resort at night.
 The skunk is making a terrible smell.
 Nell got stuck in the snow.
 Spencer skis very fast.
 They are riding in the sleigh.
 The eagle has a white head.
 The jay is on the horse's back.
 The snow is falling down.
 The frog is sitting beside the river.
 The fire makes smoke.
 The friends are hiking.
 The killer whales are near the beach.
 The island is in the ocean.

BINGO 4 ENRICHMENT CAPTIONS

The boat is empty.
 She is carrying her brother's hat.
 They have long laces.
 We can see the bear's footprints.
 They have bread, bananas and honey for their snack.
 This animal has a mask like a thief.
 Click and Buzz are looking for gold in the river.
 She hopes to find some gold.
 We cut bread with a knife.
 They are sitting on the chairlift seat.
 They saw the moon behind a tree.
 There is snow on the roof of the resort.
 He put his hand over his nose.
 Nell fell on her back in the snow.
 He bends his knees when he skis.
 Ruth is waving her hand from the sleigh.
 It is sitting on top of a tree.
 The horse has a white face.
 It's snowing.
 The frog has green spots.
 The flames are red.
 Ruth is leading the way.
 Ruth is watching the killer whales.
 The island is surrounded by water.

BOOK 3B TEACHER'S GUIDE
ADVENTURES IN CANADA GLOSSARY

A		Ee	
across		eagle	
address		eat (to) ate	
afraid		enormous	
after		explore (to) explored	
ahead		F	
along		fall (to), fell	
another		feet	
antler		fire	
anything		fish (to), fished	
B		flat	
backwards		feel (to) felt	
banana		flipper	
bathing suit		float (to), floated	
beach		fluffy	
behind		fly (to), flew	
below		food	
beside		footprint	
bigger than		forest	
bird		fossil	
boot		fresh	
bow (boat)		frighten (to), frightened	
branch		fruit	
bread		G	
bright		glad	
bump (to), bumped		gold	
C		grab (to), grabbed	
catch (to), caught		grain	
chairlift		grandfather	
chase (to) chased		grandmother	
		great	
chicken		ground	
chipmunk		H	
could		high	
crab		hike (to), hiked	
cup		hip hip hooray	
cut (to), cut		hold on (to), held on	
D		honey	
deer		hook (to), hooked	
dorsal fin		I	
drop (to), dropped		if	
drown (to), drowned		island	
dry (to), dried		J	
		jay	