

CHILDREN'S ESL CURRICULUM LEARNING ENGLISH WITH LAUGHTER

Student Book 2B Friendly Aliens
Second Edition in Color



Daisy A. Stocker B.Ed., M.Ed.
George A. Stocker D.D.S.

CHILDREN'S ESL CURRICULUM:

LEARNING ENGLISH WITH LAUGHTER

STUDENT BOOK 2B: FRIENDLY ALIENS

Second Edition in Partial Color

An Interactive Ready to Use Approach to Teaching English to Children.

*This Colorful Series Includes a Student Book, Practice Book,
and a Teacher's Guide with a Final Test.*

*The Children Will Listen, Repeat, Participate in Reading Activities,
Games, Rhymes and Printing.*

*George and Daisy Stocker
Learning English with Laughter Ltd.
Victoria, B.C. Canada
V8X 3B6
E-mail: info@successfulesl.com*

CHILDREN'S ESL CURRICULUM

Learning English with Laughter Ltd. publication © Copyright 2013 by George and Daisy Stocker.
ALL RIGHTS RESERVED.

Printing and or photocopying for sale is prohibited.

Learning English with Laughter Ltd. makes every attempt to present the English language in a form appropriate to the linguistic changes occurring in English around the world. Learning English with Laughter Ltd. makes no representation or warranty, either expressed or implied as to the accuracy, timeliness, or completeness of the content contained in this book. Learning English with Laughter Ltd. makes no representation or warranties of any kind, expressed or implied, about the completeness, accuracy, reliability, suitability or availability with respect to the information contained in this document for any purpose. Any reliance you place on such information is therefore strictly at your own risk.

The authors shall not be liable for any loss incurred as a consequence of the use and application, directly or indirectly, of any information presented in this work. Sold with the understanding, the authors are not engaged in rendering professional services or advice. If advice or expert assistance is required, the services of a competent professional should be sought.

The company, product and service names used in this web site are for identification purposes only. All trademarks and registered trademarks are the property of their respective owners. . Learning English with Laughter Ltd. is not affiliated with any educational institution.

ISBN-13: 978-1496176301

ISBN-10: 1496176308

Published by:

Learning English with Laughter Ltd.

10 – 1030 Hulford Street

Victoria, B.C. Canada V8X 3B6

Visit us on the Web at:

ESL Curriculum: <http://www.successfulesl.ca>

Successful ESL: <http://www.esl-curriculum.ca>

English for Chinese: <http://www.englishforchinese.ca>

Printed in the USA

Customization of your covers

You may be interested in the customization of your covers. (White Label Services)

This personalizes your textbooks and makes them a visible part of your school's curriculum.

For this service contact us at: info@successfulesl.com

Members of our team with professional degrees have combined years of teaching experience and editing to produce these teaching materials.

Team Members for this publication:

Editors:

Daisy A. Stocker B.Ed., M.Ed.

Dr. George A. Stocker D.D.S.

CHILDREN'S ESL CURRICULUM

A "LEARNING ENGLISH WITH LAUGHTER" PUBLICATION

STUDENT BOOK 2B: FRIENDLY ALIENS

Second Edition

**Originally Copyrighted 2007
Second Edition Copyrighted 2013,
Learning English With Laughter Ltd.
10 – 1030 Hulford Street
Victoria, B.C. Canada V8X 3B6
website: <http://www.esl-curriculum.ca>**

**No part of this book may be reproduced for sale in any form or by any means
without permission in writing from Successful ESL Ltd.**

**Learning English with Laughter Ltd.
Daisy A. Stocker B.Ed., M.Ed. and George Stocker D.D.S
1030 Hulford Street
Victoria, B.C., Canada, V8X 3B6
<http://www.esl-curriculum.ca>
e-mail: learning@efl-esl.com**



CHILDREN'S ESL CURRICULUM

STUDENT BOOK 2B FRIENDLY ALIENS

STUDENT BOOK 2B

This fourth book of our Children's ESL Curriculum continuous series is written for children under 10 years of age, who are learning to understand, speak, read and write English as a second language.

It is assumed that they will have been introduced to the alphabet, beginning consonant sounds, and short vowel sounds. This book reviews beginning sounds, sound symbol associations and short vowel sounds. It stresses the teaching of rhyming words, introduces a new vocabulary of about 137 words that are built upon the earlier books in the series, and provides many role-plays. Pictures are provided to ensure that the students understand which word is required.

Some of the stories in this book are written in verse, as the rhythm helps the children to learn the structure and grammar of the language. They will remember a verse more easily than they will learn basic prose.

Reading skills are developed by providing word repetition, phonics and dialogues. If the students are new to this series, the activities available in Guide Book 2A will help them to build the necessary speaking and reading vocabulary. The crossword puzzles and word-find activities reinforce the material that has been introduced.

The basic teacher instructions are given in the small boxes on each page. It is important that the teacher repeat each question and guide the children's sentence answers many times. In this way the children are learning basic sentence structure and grammar.

TEACHER'S GUIDE

The colorful games provided in this Guide motivate learning. The children will always want to play again. The games also provide essential listening and speaking activities that build vocabulary and sentence structure. They are a very important part of the program.

PRACTICE BOOK

This book provides independent work for the children. The students will need a brief explanation of what they are to do before starting the pages that accompany each lesson.

Each student travels with the storybook characters and a classroom or an imaginary friend. The activities include drawing, printing, reading, printing question answers and puzzles. The words needed for the puzzles and printing can be found on the same student page. Words in **bold face print** provide the students with spelling and the correct verb tense needed to answer the questions.

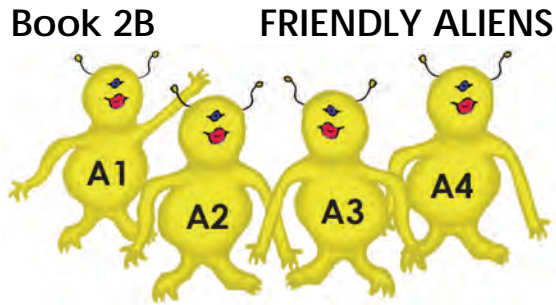
TEACHING PHILOSOPHY

This series is introducing English to young children as a second language where they are learning to understand, speak, read and write. As young children view their world as a whole, rather than in parts, an integrated approach is used. The activities include grammar, phonics, listening, memorizing verses, speaking and printing. Graphics are used extensively to promote understanding, and are integrated with the speaking, reading and writing activities.

Note: You are the teacher – do it your way!

We wish you success with your classes,
Daisy Stocker B.Ed. M.Ed. George Stocker D.D.S.
Learning English with Laughter Ltd.

CHILDREN'S ESL CURRICULUM



CONTENTS

Lesson 15	Flying to Earth	45
Lesson 16	The Aliens	48
Lesson 17	Good Pizza	51
Lesson 18	Space Scooters	54
Lesson 19	Here and There	57
Lesson 20	Noodles and Chocolate Cake	60
Lesson 21	Friendly Dinosaurs	63
Lesson 22	Visitors	66
Lesson 23	Strange Animals	69
Lesson 24	Introductions	72
Lesson 25	What Will They Do?	75
Lesson 26	Going to the Fair	78
Lesson 27	The Rollercoaster	81
Lesson 28	The Ferris Wheel	84

CHILDREN'S ESL CURRICULUM

BOOK 2B FRIENDLY ALIENS



INDEX OF PHONICS

Identifying Rhyming Words – 45, 48, 51, 54, 57, 60, 63, 66, 69, 72, 75, 78, 81, 84

Role-plays – 45, 47, 50, 53, 59, 68, 74, 80, 86

Printing Beginning Sounds – 46, 51, 55, 74

Printing Initial Consonant-Vowel Blends – 49, 55, 61, 64, 67, 73, 79, 85

Independent Reading and Printing Exercises – 48, 58, 61, 62, 70, 71, 76, 82, 83

Verses – 54, 48, 51, 54, 57, 58, 60, 63, 66, 69, 72, 75, 78, 81

Printing Rhyming Words – 52, 77

Speaking – all pages

Following Oral Directions – all pages

Listening – all pages

Crossword Puzzle – 56, 65

Word Find – 67, 76

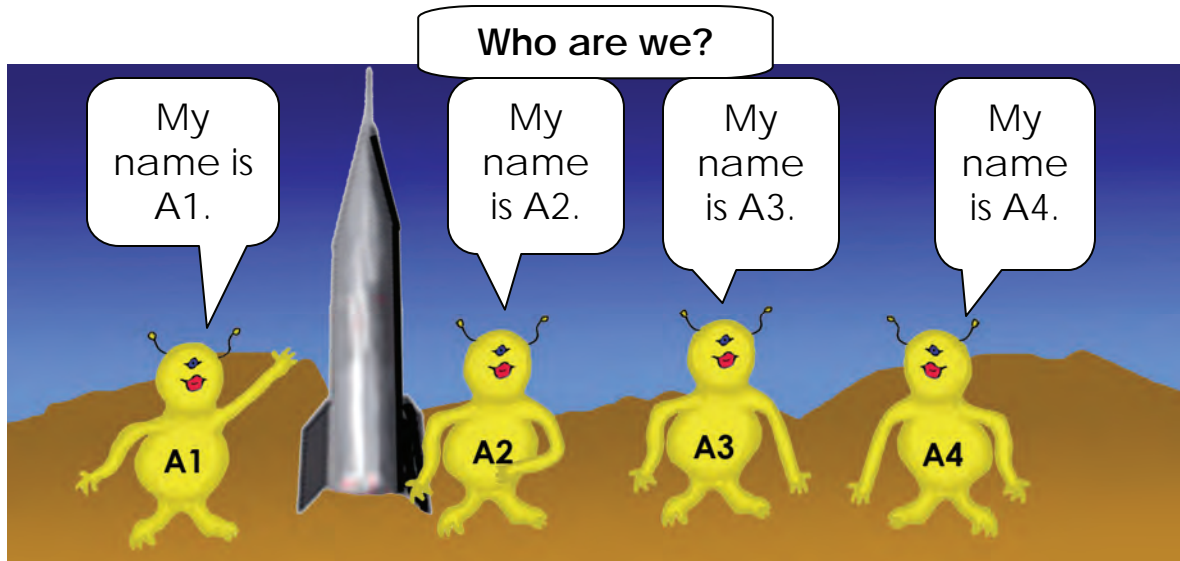



STUDENT BOOK 2B LESSON 15

Objectives – To Review: sound symbol associations, short vowel sounds, consonant sounds.
To Teach: vocabulary, verse, rhyming words, conversation through role-plays, printing, reading.

Read the verse and role-play with the children. Explain that we live on the planet Earth and A1, A2, A3, and A4 are aliens who come from another planet. Point out their one eye and antennas. Have them point to the: **stars, moon, rocket ship, planet earth.** **Ask:** How would you feel if you went to another planet?
Read the verse and role-play a number of times. Identify rhyming words.

FLYING TO EARTH



Say the names of the pictures with the children. – rocket, dog, moon, elephant, balloons, Indian, acrobat, octopus, umbrella, valentine, table, sun. Print the first letter of each word on the line provided..




___ocket



___og



___oon



___lephant



___alloons



___ndian



___crobat



___ctopus



___mbrella



___alentine



___able



___un

Role-play this dialogue many times. Students can reply in groups or individually.

Hi! We're aliens from space.

Hello, I'm A1.

Hi, I'm Ruth. These are my friends.

Hello, I'm Ivan.

Hi, I'm Spencer.

Welcome! I'm Sophie.

I'm A2.

I'm A3.

I'm A4. I'm glad to meet you.

Can you help us?

Please?

We're hungry!

We're very hungry!

We're hungry, too.

CHILDREN'S ESL CURRICULUM:

LEARNING ENGLISH WITH LAUGHTER

PRACTICE BOOK 2B: FRIENDLY ALIENS

Second Edition in Partial Color

An Interactive Ready to Use Approach to Teaching English to Children.

*This Colorful Series Includes a Student Book, Practice Book,
and a Teacher's Guide with a Final Test.*

*The Children Will Listen, Repeat, Participate in Reading Activities,
Games, Rhymes and Printing.*

*George and Daisy Stocker
Learning English with Laughter Ltd.*

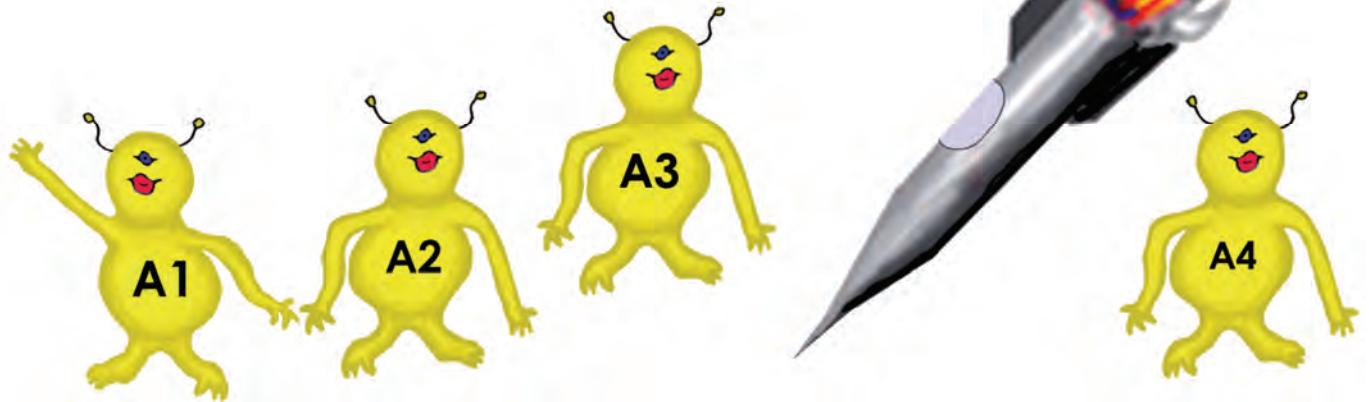
Victoria, B.C. Canada

V8X 3B6

E-mail: info@successfulesl.com

To the Teacher: On some pages the children are to circle the correct answer
Review the concept that the rocket is flying from space.
Discuss the questions and possible answers.

FLYING TO EARTH



You are flying with the aliens.

Draw yourself and a friend in the rocket.

1. Where are you flying from?

I am flying from _____.

2. Who is flying with you?

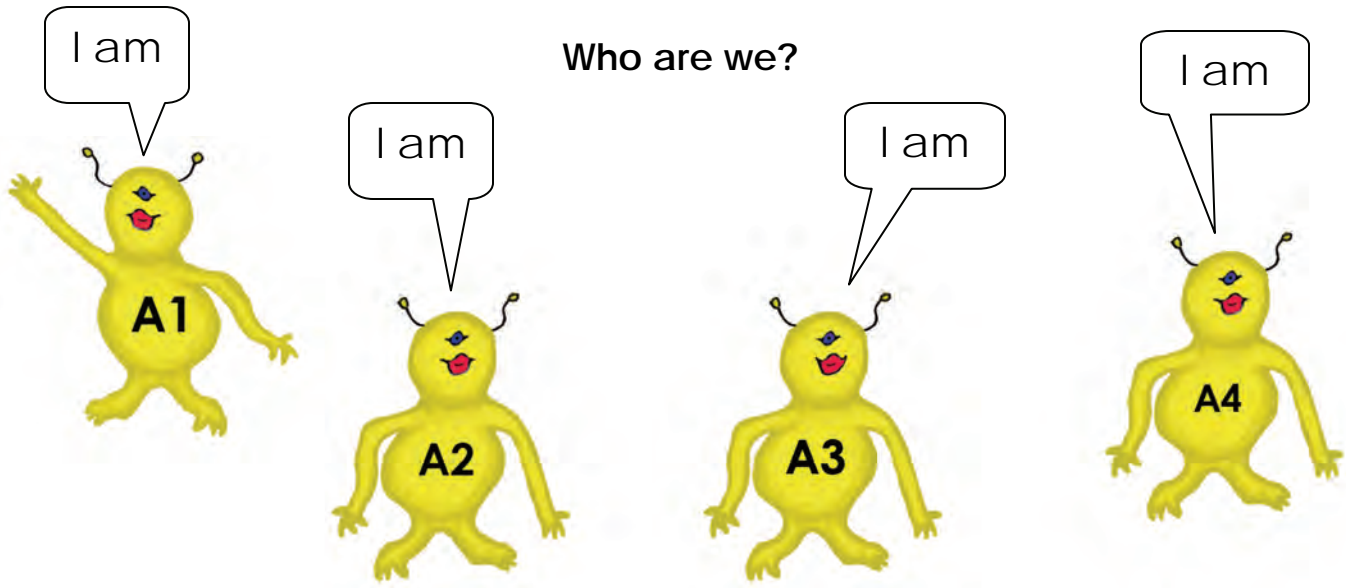
_____ is flying with me.

Draw a nice friendly place.

A large, empty rectangular box with a black border, intended for a drawing of a nice friendly place.

3. What is your nice friendly place?

My nice friendly place is _____.



Draw yourself.

Draw your rocket.

1. Who are you? I am _____.
2. Who is your friend? My friend is _____.
3. Where is your rocket going? My rocket is going to _____.

CHILDREN'S ESL CURRICULUM:

LEARNING ENGLISH WITH LAUGHTER

TEACHER'S GUIDE 2B: FRIENDLY ALIENS

Second Edition in Color

An Interactive Ready to Use Approach to Teaching English to Children.

*This Colorful Series Includes a Student Book, Practice Book,
and a Teacher's Guide with a Final Test.*

*The Children Will Listen, Repeat, Participate in Reading Activities,
Games, Rhymes and Printing.*

*George and Daisy Stocker
Learning English with Laughter Ltd.*

Victoria, B.C. Canada

V8X 3B6

E-mail: info@successfulesl.com

BOOK 2B TEACHER'S GUIDE

HOW TO PLAY PICTURE BINGO

Give each student one Bingo Card. For classes with more than 10 students, two or three students can have copies of the same card. It's best if those with identical cards are sitting apart.

The teacher calls the captions listed below in any order. The children are to mark the picture that matches the caption. For the first game they can all mark their picture with a small red x. When they have a horizontal, vertical or diagonal row of pictures with a red x in each box, they are to call BINGO. The diagonal row must go from corner to corner. The central BINGO box is free.

It is important that the children be allowed to help each other or be given teacher assistance. They should all find the correct picture to match the caption that is called. Although after playing two or three games they can be encouraged to work more independently, children should still be given help where needed.

PRIZES: The winners will be delighted with a star drawn on their card or a rubberstamp picture.

The same BINGO card can be used for five or six games by using different colored pencils.

For example, they might use a red crayon, then blue, then green and so on.

NOTE: If the students are able to manipulate small objects then beans or chestnuts can be used instead of marking the page.

This game motivates the children to learn by listening, understanding and associating the meaning to the picture. They are also learning basic grammar without any formal teaching.

This BINGO game reviews the vocabulary taught in the previous books in this series.

It will be especially helpful to children who are new to this series.

The underlined words are new vocabulary.

BINGO 1: CAPTIONS FOR REVIEWING BOOKS 1A, 1B and 2A

Set 1 as shown on the teacher's Bingo Card.

The castle has towers.
The king has a star on his jacket.
The king sees the thieves.
The queen likes to eat.
The prince sees a dragon.
The princess has flowers.
The lady feeds the elephant.
He is an acrobat.
The princess is afraid.
The monkey is on the horse's back.
The clowns have a car.
The monkey sits on a mushroom.
The puppet can run.
It rhymes with goat.
It rhymes with hat.
It rhymes with stairs.
It rhymes with wall.
It rhymes with king.
It rhymes with head.
The two clowns do a trick.
The star is red.
The drummer has a drum.
The clown has three balloons.
It rhymes with black.

Set 2 for Enrichment

The castle has golden towers.
The king has a sword.
The thieves are behind the trees.
The queen has long black hair.
The prince sees dangerous dragon.
The princess waters her flowers.
She puts food in the elephant's trunk.
The acrobat is on a swing.
The princess is afraid of the dragon.
The monkey stands on the horse's back.
One clown is outside the car.
The monkey is under the moon.
The puppet has funny knees.
It goes on the water.
It has a long black tail.
The two bears are friends.
The ball is green and red.
The ring is made of gold.
The bed has two pillows.
The clowns do a funny trick.
It rhymes with car.
The drummer has a red jacket.
The balloons are red, yellow and green.
It's a big brown animal with horns.

Bingo 1

Teacher's Copy

<p>The castle has towers.</p> 	<p>The king has a star on his jacket.</p> 	<p>The king sees the thieves.</p> 	<p>The queen likes to eat.</p> 	<p>The prince sees a dragon.</p> 
<p>The princess has flowers.</p> 	<p>The lady feeds the elephant.</p> 	<p>He is an acrobat.</p> 	<p>The princess is afraid.</p> 	<p>The monkey is on the horse's back.</p> 
<p>The clowns have a car.</p> 	<p>The monkey sits on a mushroom.</p> 	<p>BINGO</p>	<p>The puppet can run.</p> 	<p>It rhymes with goat.</p> 
<p>It rhymes with hat.</p> 	<p>It rhymes with stairs.</p> 	<p>It rhymes with wall.</p> 	<p>It rhymes with king.</p> 	<p>It rhymes with head.</p> 
<p>The two clowns do a trick.</p> 	<p>The star is red.</p> 	<p>The drummer has a drum.</p> 	<p>The clown has three balloons.</p> 	<p>It rhymes with black.</p> 


Bingo 1

Enrichment Copy

<p>The castle has golden towers.</p> 	<p>The king has a sword.</p> 	<p>The thieves are behind the trees.</p> 	<p>The queen has long black hair.</p> 	<p>The prince sees a dangerous dragon.</p> 
<p>The princess waters her flowers.</p> 	<p>She puts food in the elephant's trunk.</p> 	<p>The acrobat is on a swing.</p> 	<p>The princess is afraid of the dragon.</p> 	<p>The monkey stands on the horse's back.</p> 
<p>One clown is outside the car.</p> 	<p>The monkey is under the moon.</p> 	<p>BINGO</p>	<p>The puppet has funny knees.</p> 	<p>It goes on the water.</p> 
<p>It has a long black tail.</p> 	<p>The two bears are friends.</p> 	<p>The ball is green and red.</p> 	<p>The ring is made of gold.</p> 	<p>The bed has two pillows.</p> 
<p>The clowns do a funny trick.</p> 	<p>It rhymes with car.</p> 	<p>The drummer has a red jacket.</p> 	<p>The balloons are red, yellow and blue.</p> 	<p>It's a big brown animal with horns.</p> 

Bingo 1

Card 1



Picture Game

Use after Lesson 2.

Place the cards from pages 58 to 62 upsidown on the table.

The students are to take turns lifting a card and naming the picture.

If they are right they keep the card, if not then the card is put at the bottom of the pile.


The student with the most cards wins.



alien



rocket



cake



bus



web

Fish

FISH
Use this game after Lesson 2 of 2B.

Place the cards from pages 63 to 67
face down on the table.
The students are to take turns
picking up a card.
If they can read it
they keep the card.
If not, then the card is put
at the bottom of the pile.
The student who finishes
the game with the most cards wins.

alien

rocket

cake

bus

web

Test marks: Part 1: 6 Part 2: 8 Part 3: 5 Part 4: 6 Total Marks: 25

Part 1: Say the name of each picture as the children print the missing initial letter.




___ion



___ake



___alentine



___izza



___oodles



___ot chocolate

Part 2: Say the name of each picture as the children print the first two letters.



___ _ g



___ _ cket



___ _ bbit



___ _ agon



___ _ st



___ _ sect



___ _ f



___ _ t

BOOK 2B**GLOSSARY**

Aa	Gg
ago	games
alien	glee
along	got
aren't	greet
arrive	ground
away	guest
Bb	Hh
began	had
best	happy
bite	heard
bone	hill
bow	hope
broccoli	hot
by	hungry
Cc	Ii
carrot	interest
carry	Jj
carton	join
cheese	juice
chocolate	Kk
climb on	kind
cold	Ll
cost	lost
crowd	low
Dd	lunch
danger	Mm
delicious	mile
delight	Nn
dinosaur	neat
distance	need
don't	new
drink	noodle
drummer	noon
Ee	now
enough	Oo
everyone	of course
explore	on time
Ff	open
fair	order
far	other
favorite	Pp
fear	pause
feeling	pay
few	pear
food	pizza